

FY 2023
General Fund Analysis and
Treasurer's Monthly Reports
February 20, 2023



For the Month Ending
January 31, 2023

Prepared by:
Karen Ervin
Treasurer/CFO

SECTION I

Five Year Forecast (November 30, 2022)

General Fund Variance Analysis: Cash, Revenue, & Expenditure



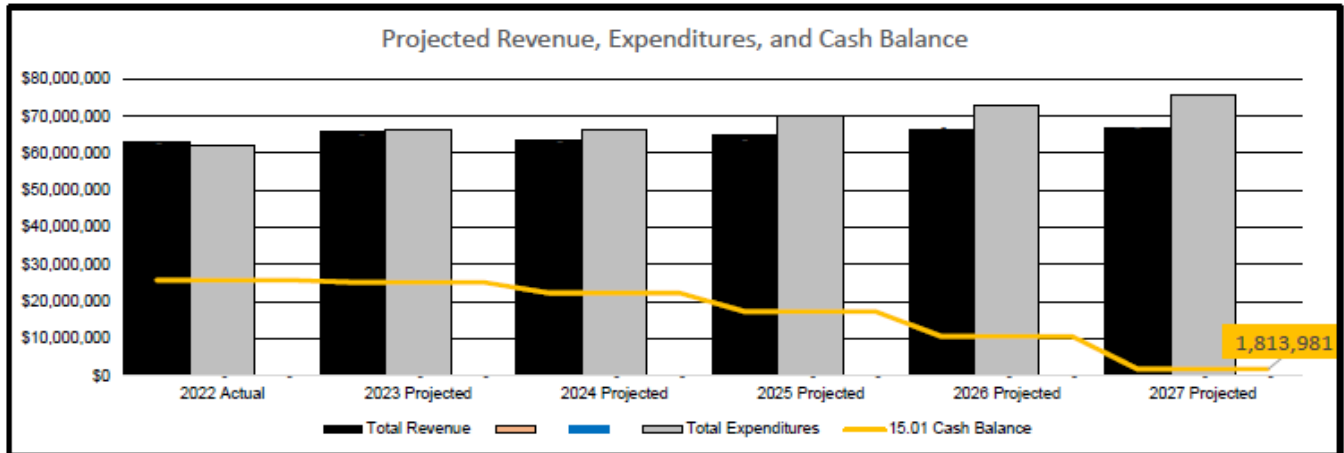
Five-Year Forecast (FY 2023 - FY 2027)

LEBANON CITY SCHOOL DISTRICT – WARREN COUNTY

November, 2022

Forecast Summary

Lebanon City School District



Note: Cash balance (Line 7.020) plus any existing levy modeled as renewed or new during the forecast.

Financial Forecast

	Fiscal Year 2023	Fiscal Year 2024	Fiscal Year 2025	Fiscal Year 2026	Fiscal Year 2027
Beginning Balance (Line 7.010) Plus Renewal/New Levies Modeled	25,832,646	25,183,155	22,316,025	17,272,268	10,648,250
+ Revenue	65,660,629	63,597,044	64,980,900	66,236,942	66,820,861
+ Proposed Renew/Replacement Levies	-	-	-	-	-
+ Proposed New Levies	-	-	-	-	-
- Expenditures	(66,310,120)	(66,464,173)	(70,024,658)	(72,860,960)	(75,655,130)
= Revenue Surplus or Deficit	(649,491)	(2,867,129)	(5,043,758)	(6,624,018)	(8,834,269)
Line 7.020 Ending Balance with renewal/new levies	25,183,155	22,316,025	17,272,268	10,648,250	1,813,981

Analysis Without Renewal Levies Included:

Revenue Surplus or Deficit w/o Levies	(649,491)	(2,867,129)	(5,043,758)	(6,624,018)	(8,834,269)
Ending Balance w/o Levies	25,183,155	22,316,025	17,272,268	10,648,250	1,813,981

COMPARISON OF CASH BALANCES

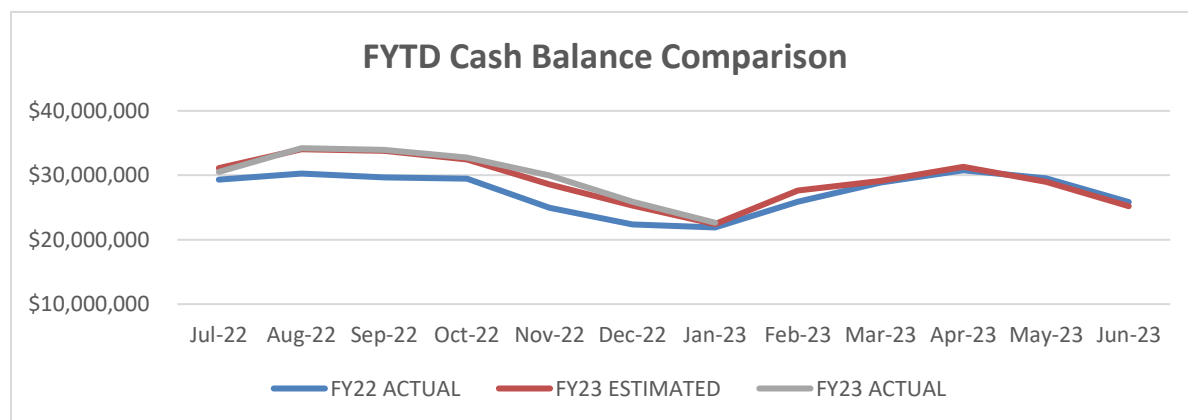
January 31, 2023

Actual Cash Balance		\$22,634,584
Estimated Cash Balance		\$22,426,103
Variance From Estimate	OVER	\$208,480
Percent Variance From Estimate	OVER	0.93%
Previous Year Cash Balance		\$21,905,068

Current Encumbrances	\$5,002,943
Current Unencumbered Cash Balance	\$17,631,640
Current Days of Operating Cash (based on Unencumbered Cash Balance)	97.05
Estimated Fiscal Year End Days of Operating Cash	138.62
Minimum General Fund Cash Balance Threshold per Fiscal Policy	36.50
Future Goal for General Fund Cash Balance per Fiscal Policy	120.00

DESCRIPTION: General Fund cash balance as projected on 5-year financial forecast. Actual cash balance to determine number of days of operating cash.

COMMENTS: Cash balance is trending in line with the forecast.



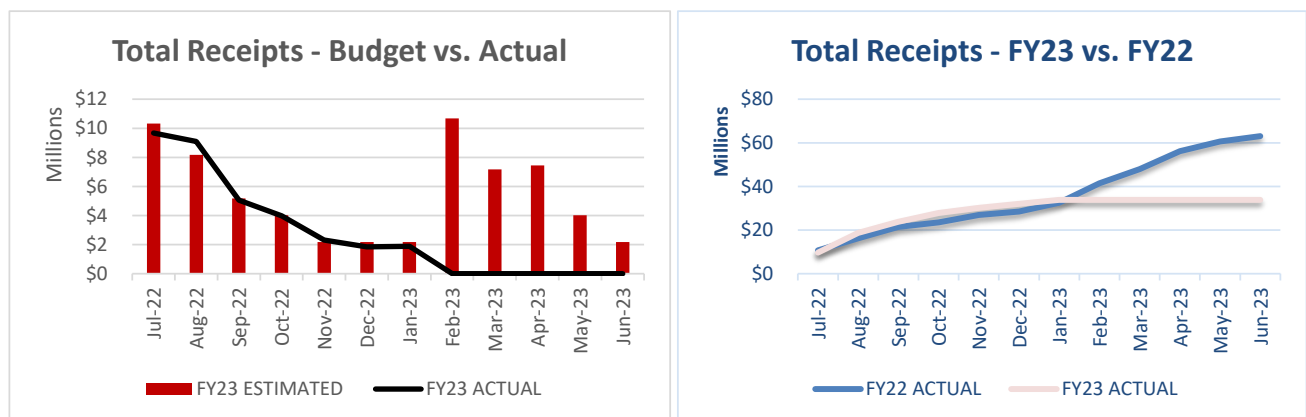
COMPARISON OF TOTAL RECEIPTS

January 31, 2023

		Monthly		Fiscal Year 2023 Year-to-Date
Actual Receipts		\$1,873,983		\$33,839,593
Estimated Receipts		\$2,170,090		\$34,180,630
Variance From Estimate	UNDER	(\$296,107)	UNDER	(\$341,037)
Variance From Estimate	UNDER	-13.64%	UNDER	-1.00%
Actual Prior Year		\$4,024,055		\$32,544,129
Total Fiscal Year 2023 Estimate				\$65,660,629
Percent Of Total Estimate Received				51.54%
Percent Of Budget Year Completed		7 month(s)		58.33%

DESCRIPTION: This category consists of all General Fund revenues contained within this report.

COMMENTS: Total receipts are trending in line with the forecast.



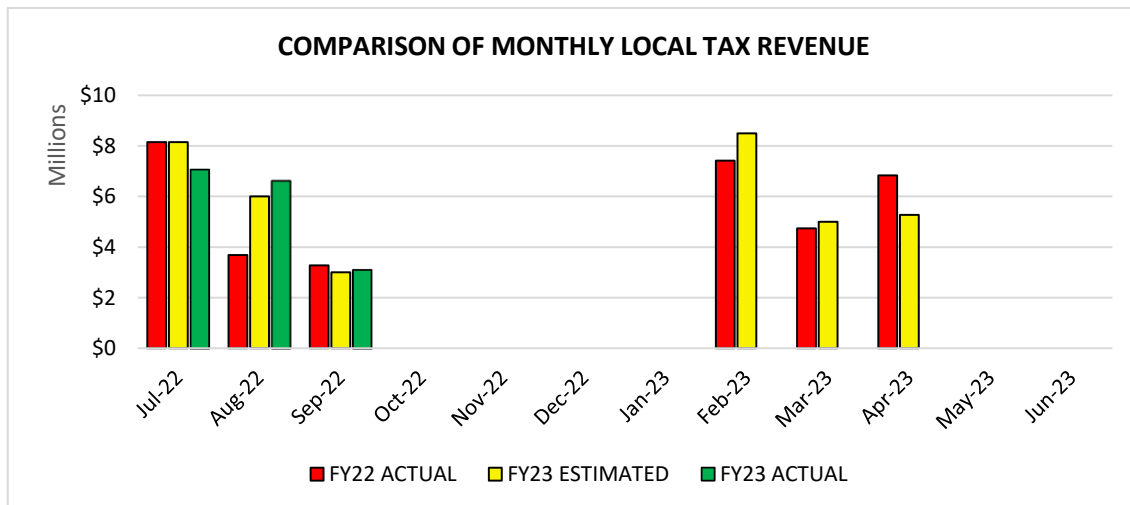
COMPARISON OF LOCAL TAXES

January 31, 2023

	Monthly		Fiscal Year 2023 Year-to-Date	
Actual Tax Receipts		\$0		\$16,771,403
Estimated Tax Receipts		\$0		\$17,150,000
Variance From Estimate	OVER	\$0	UNDER	(\$378,597)
Variance From Estimate	OVER	#DIV/0!	UNDER	-2.21%
Actual Prior Year		\$0		\$15,114,323
Total Fiscal Year 2023 Estimate				\$35,927,768
Percent Of Total Estimate Received				46.68%
Percent Of Budget Year Completed		7 month(s)		58.33%

DESCRIPTION: This category consists of real and personal property taxes. Real property taxes are received in September and April with advances being available the two months prior to settlement. Personal Property taxes are received in October and June.

COMMENTS: Total receipts are trending in line with the forecast.



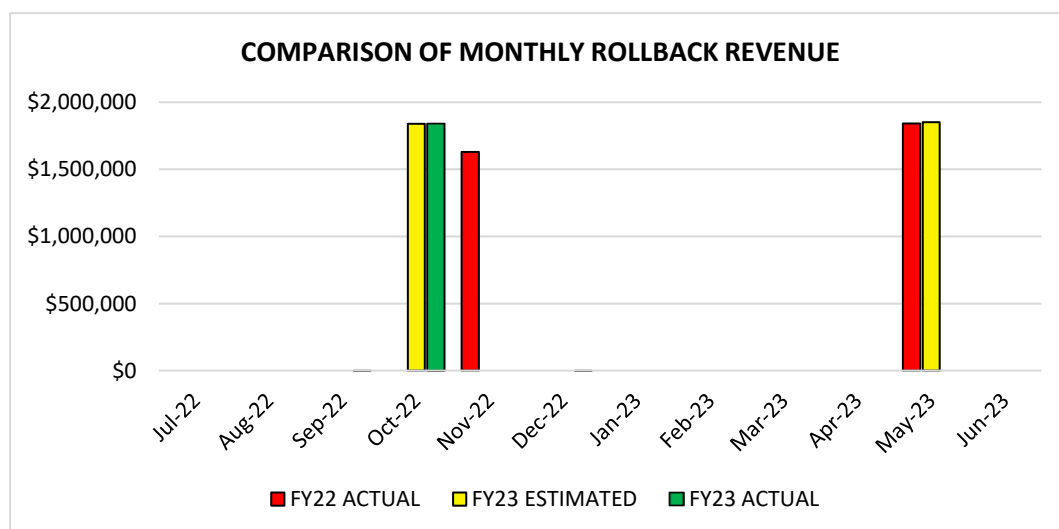
COMPARISON OF STATE ROLLBACK

January 31, 2023

	Monthly		Fiscal Year 2023 Year-to-Date	
Actual State Receipts		\$0		\$1,843,324
Estimated State Receipts		\$0		\$1,840,000
Variance From Estimate	OVER	\$0	OVER	\$3,324
Variance From Estimate	OVER	#DIV/0!	OVER	0.18%
Actual Prior Year		\$0		\$1,628,972
Total Fiscal Year 2023 Estimate				\$3,691,778
Percent Of Total Estimate Received				49.93%
Percent Of Budget Year Completed		7 month(s)		58.33%

DESCRIPTION: This category consists of homestead/rollback and \$10,000 exemptions received once for the \$10,000 exemption.

COMMENTS: Rollback is paid by the State of Ohio around November and May. Total receipts are trending in line with the forecast.



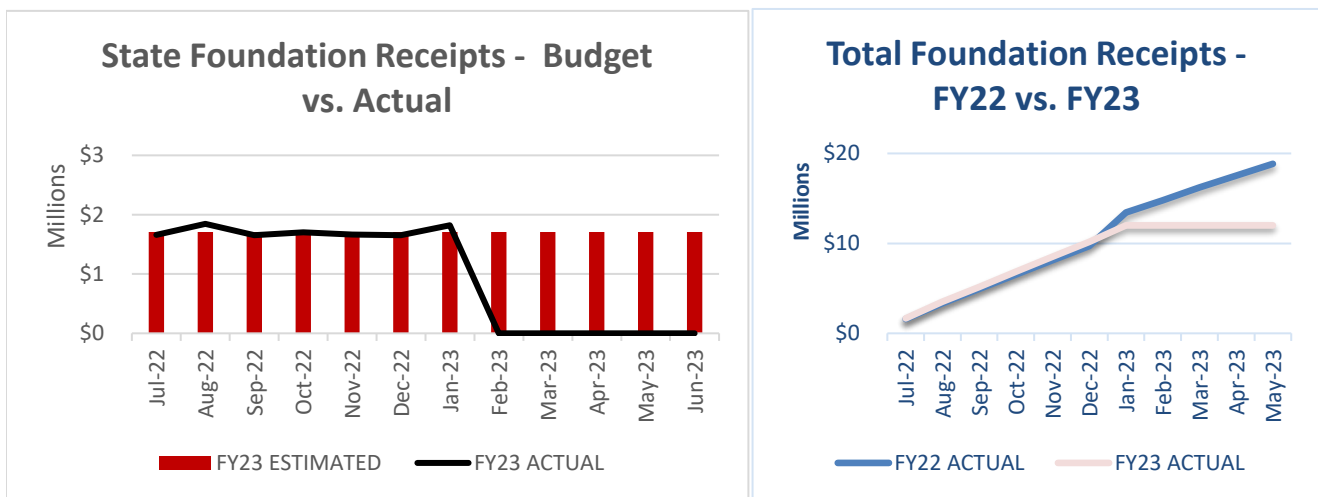
COMPARISON OF STATE FOUNDATION

January 31, 2023

		Monthly		Fiscal Year 2023 Year-to-Date
Actual State Receipts		\$1,823,201		\$12,002,194
Estimated State Receipts		\$1,710,119		\$11,970,833
Variance From Estimate	OVER	\$113,082	OVER	\$31,361
Variance From Estimate	OVER	6.61%	OVER	0.26%
Actual Prior Year		\$3,733,112		\$13,440,637
Total Fiscal Year 2023 Estimate				\$20,521,427
Percent Of Total Estimate Received				58.49%
Percent Of Budget Year Completed		7 month(s)		58.33%

DESCRIPTION: This category consists of unrestricted and restricted state aid.

COMMENTS: Total receipts are trending in line with the forecast.



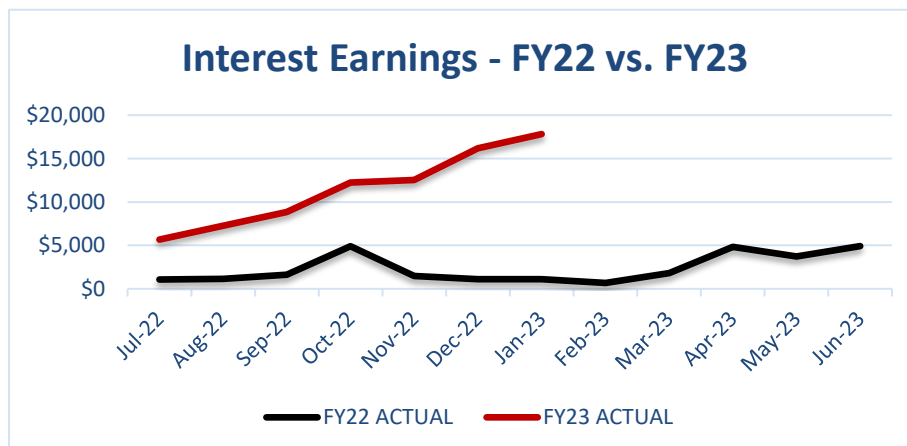
COMPARISON OF INTEREST EARNINGS

January 31, 2023

		Monthly		Fiscal Year 2023 Year-to-Date
Actual Interest Receipts		\$17,819		\$80,583
Estimated Interest Receipts		\$8,333		\$58,331
Variance From Estimate	OVER	\$9,486	OVER	\$22,252
Variance From Estimate	OVER	113.84%	OVER	38.15%
Actual Prior Year		\$1,124		\$12,450
Total Fiscal Year 2023 Estimate				\$100,000
Percent Of Total Estimate Received				80.58%
Percent Of Budget Year Completed			7 month(s)	58.33%

DESCRIPTION: This category consists of investment income. Currently, all interest is posted in the current month of receiving it.

COMMENTS: Total actual receipts are trending higher than the forecast. This will continue to be a volatile line item due to the current economic environment as well as when our various instruments mature. This is small portion of the district's General Fund income; however, we need to continue to monitor as the interest rate environment is slowly improving.



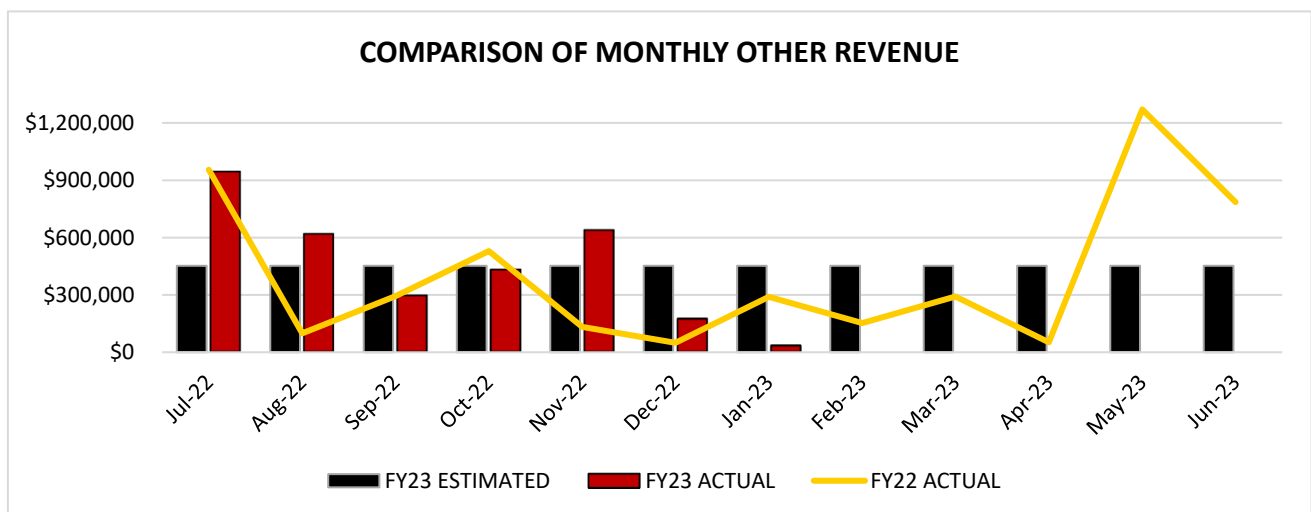
COMPARISON OF OTHER REVENUES

January 31, 2023

	Monthly		Fiscal Year 2023 Year-to-Date	
Actual Other Receipts		\$32,963		\$3,142,088
Estimated Other Receipts		\$451,638		\$3,161,466
Variance From Estimate	UNDER	(\$418,675)	UNDER	(\$19,378)
Variance From Estimate	UNDER	-92.70%	UNDER	-0.61%
Actual Prior Year		\$289,819		\$2,347,747
Total Fiscal Year 2023 Estimate				\$5,419,656
Percent Of Total Estimate Received				57.98%
Percent Of Budget Year Completed		7 month(s)		58.33%

DESCRIPTION: This category consists of advances-in, transfers-in, notes received, other state sources, tuition, rent, sale of assets, and other miscellaneous revenues.

COMMENTS: Total receipts are trending in line with the forecast.



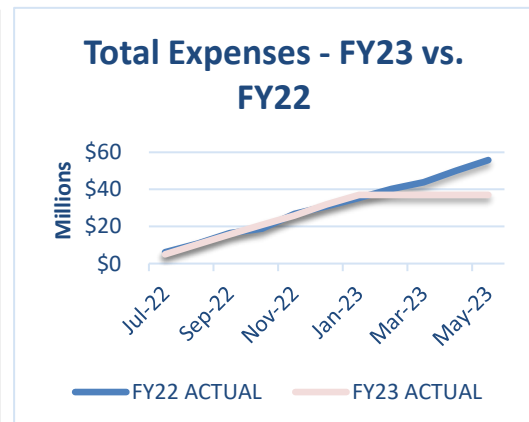
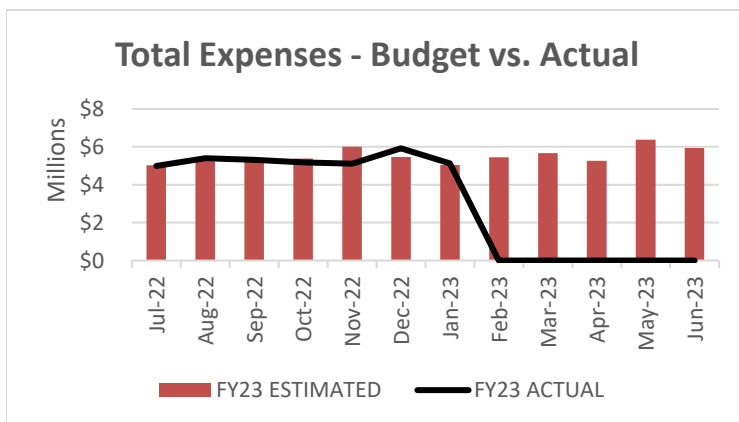
COMPARISON OF TOTAL EXPENDITURES

January 31, 2023

		Monthly		Fiscal Year 2023 Year-to-Date
Actual Expenditures		\$5,123,896		\$37,037,655
Estimated Expenditures		\$5,043,154		\$37,587,173
Variance From Estimate	OVER	\$80,742	UNDER	(\$549,517)
Variance From Estimate	OVER	1.60%	UNDER	-1.46%
Actual Prior Year		\$4,485,990		\$35,387,672
Total Fiscal Year 2023 Estimate				\$66,310,120
Percent Of Total Estimate Spent				55.86%
Percent Of Budget Year Completed			7 month(s)	58.33%

DESCRIPTION: This category consists of all expenditures contained within this report.

COMMENTS: FYTD expenditures are trending in line with the forecast.



COMPARISON OF WAGE EXPENDITURES

January 31, 2023

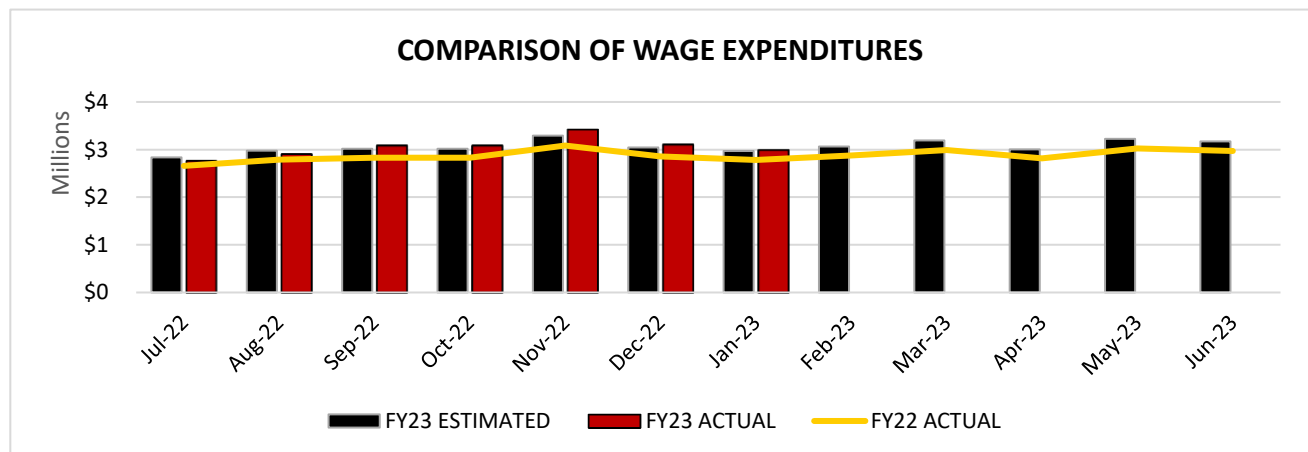
		Monthly		Fiscal Year 2023 Year-to-Date
Actual Wage Expenditures		\$2,992,357		\$21,351,147
Estimated Wage Expenditures		\$2,968,013		\$21,155,119
Variance From Estimate	OVER	\$24,344	OVER	\$196,028
Variance From Estimate	OVER	0.82%	OVER	0.93%
Actual Prior Year		\$2,780,998		\$19,822,132
Total Fiscal Year 2023 Estimate				\$36,814,404
Percent Of Total Estimate Spent				58.00%
Percent Of Budget Year Completed		7 month(s)		58.33%
Percent of Wage Expenditures to Revenues				63.10%
Percent of Wage Expenditures to Total Expenditures				57.65%
Total Percent of Wages & Fringes to Expenditures				82.55%

DESCRIPTION:

This category consists of regular wages, substitute wages, and supplementals, etc.

COMMENTS:

FYTD expenditures are trending in line with the forecast.



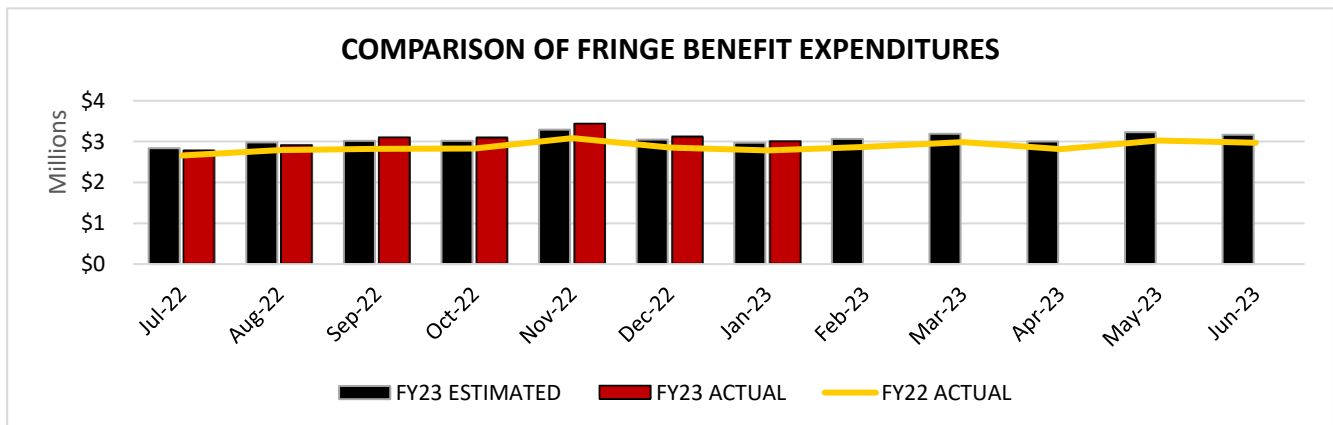
COMPARISON OF FRINGE BENEFIT EXPENDITURES

January 31, 2023

		Monthly		Fiscal Year 2023 Year-to-Date
Actual Fringe Benefit Expenditures		\$1,273,119		\$9,224,718
Estimated Fringe Benefit Expenditures		\$1,272,824		\$8,909,768
Variance From Estimate	OVER	\$295	OVER	\$314,950
Variance From Estimate	OVER	0.02%	OVER	3.53%
Actual Prior Year		\$1,288,517		\$8,779,176
Total Fiscal Year 2023 Estimate				\$15,273,884
Percent Of Total Estimate Spent				60.40%
Percent Of Budget Year Completed		7 month(s)		58.33%
Percent of Fringe Benefits to Revenues				27.26%
Total Percent of Wages & Fringes to Revenues				90.36%
Percent of Fringe Benefits to Total Expenditures				24.91%
Total Percent of Wages & Fringes to Expenditures				82.55%

DESCRIPTION: This category consists of employee insurance programs, retirement, Medicare, etc.

COMMENTS: FYTD expenditures are trending more than the forecast. This is related to a late payment of insurance.



COMPARISON OF PURCHASED SERVICE EXPENDITURES

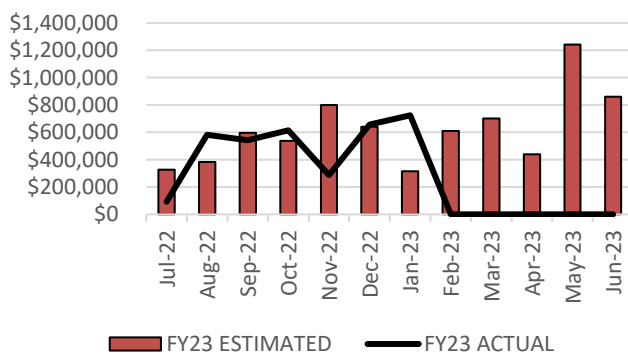
January 31, 2023

		Monthly		Fiscal Year 2023 Year-to-Date
Actual Service Expenditures		\$724,370		\$3,498,966
Estimated Service Expenditures		\$315,114		\$3,600,458
Variance From Estimate	OVER	\$409,256	UNDER	(\$101,492)
Variance From Estimate	OVER	129.88%	UNDER	-2.82%
Actual Prior Year		\$318,506		\$3,639,215
Total Fiscal Year 2023 Estimate				\$7,454,977
Percent Of Total Estimate Spent				46.93%
Percent Of Budget Year Completed			7 month(s)	58.33%

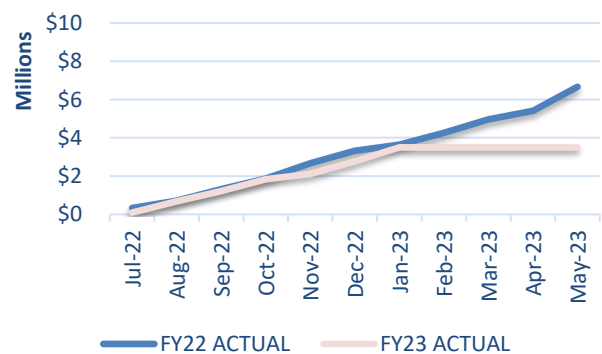
DESCRIPTION: This category consists of contract services, utilities, lease purchase costs, repairs, etc.

COMMENTS: FYTD expenditures are trending less than the forecast. We will continue to monitor this area over the next couple of months to determine if we need to modify our five-year forecast.

**Total Purchased Services - Budget
vs. Actual**



**Total Purchased Services - FY22
vs. FY23**



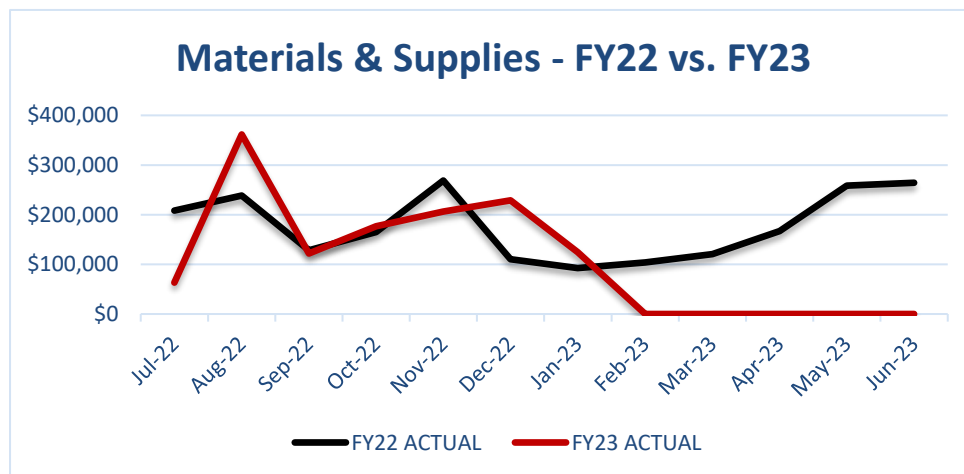
COMPARISON OF SUPPLIES & MATERIAL EXPENDITURES

January 31, 2023

		Monthly		Fiscal Year 2023 Year-to-Date
Actual Material Expenditures		\$124,150		\$1,282,819
Estimated Material Expenditures		\$83,667		\$1,097,076
Variance From Estimate	OVER	\$40,483	OVER	\$185,743
Variance From Estimate	OVER	48.39%	OVER	16.93%
Actual Prior Year		\$92,440		\$1,212,110
Total Fiscal Year 2023 Estimate				\$1,924,425
Percent Of Total Estimate Spent				66.66%
Percent Of Budget Year Completed			7 month(s)	58.33%

DESCRIPTION: This category consists of office supplies and instructional supplies.

COMMENTS: FYTD expenditures are trending higher than the forecast. This has been somewhat of a volatile expense, dependent upon the particular time of year (which dictates the need for supplies) and the availability/demand for supplies like fuel. We will continue to monitor this area of expenditures.



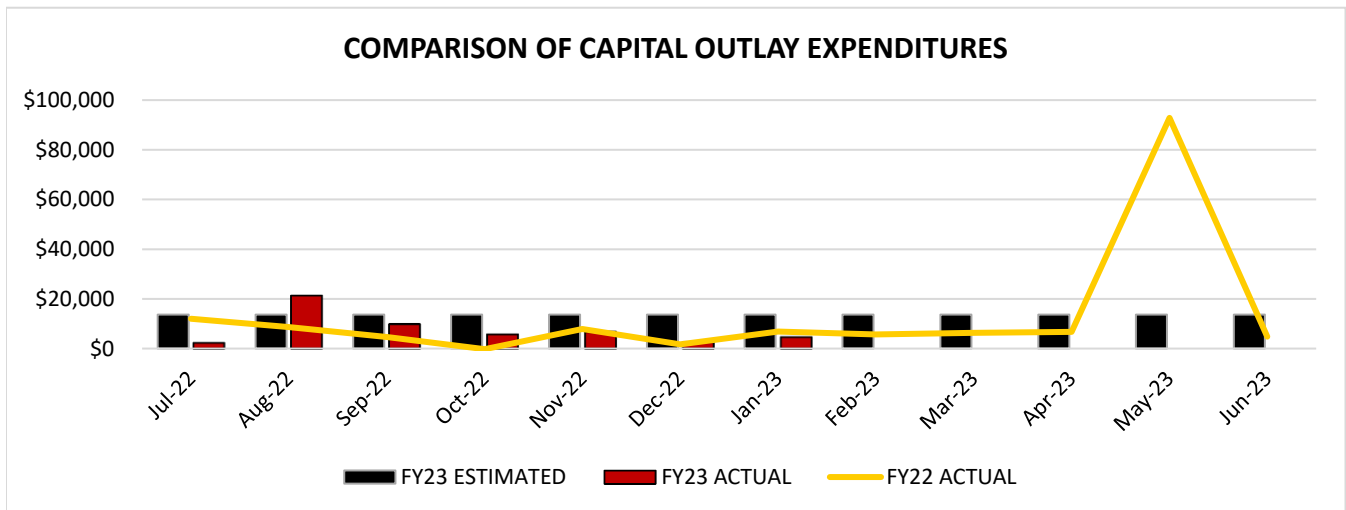
COMPARISON OF EQUIPMENT & CAPITAL EXPENDITURES

January 31, 2023

		Monthly		Fiscal Year 2023 Year-to-Date
Actual Equipment Expenditures		\$4,729		\$53,887
Estimated Equipment Expenditures		\$13,635		\$95,445
Variance From Estimate	UNDER	(\$8,906)	UNDER	(\$41,558)
Variance From Estimate	UNDER	-65.32%	UNDER	-43.54%
Actual Prior Year		\$6,833		\$41,423
Total Fiscal Year 2023 Estimate				\$163,623
Percent Of Total Estimate Spent				32.93%
Percent Of Budget Year Completed			7 month(s)	58.33%

DESCRIPTION: This category consists of new and replacement equipment, and capital outlay.

COMMENTS: Capital expenditures typically occur in specific months based on need, and they are difficult to predict. However, the total value is insignificant compared to all other expenditures.



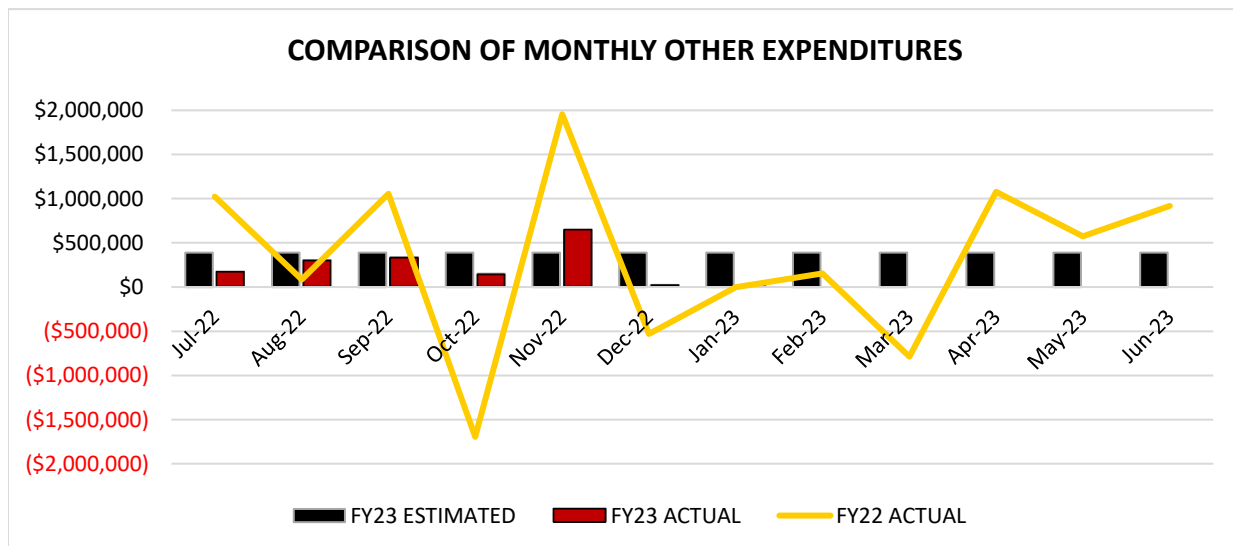
COMPARISON OF ALL OTHER EXPENDITURES

January 31, 2023

		Monthly		Fiscal Year 2023 Year-to-Date
Actual Other Expenditures		\$5,171		\$1,626,118
Estimated Other Expenditures		\$389,901		\$2,729,307
Variance From Estimate	UNDER	(\$384,730)	UNDER	(\$1,103,190)
Variance From Estimate	UNDER	-98.67%	UNDER	-40.42%
Actual Prior Year		(\$1,304)		\$1,893,616
Total Fiscal Year 2023 Estimate				\$4,678,807
Percent Of Total Estimate Spent				34.75%
Percent Of Budget Year Completed		7 month(s)		58.33%

DESCRIPTION: This category consists of advances, transfers, contingencies, auditor/treasurer fees, county board deductions, etc.

COMMENTS: FYTD expenditures are less than anticipated. This is primarily due to the change in how we do advances, so we will need to adjust the five-year forecast appropriately.



SECTION II

Fiscal Policy



LEBANON CITY SCHOOL DISTRICT

Fiscal Policy



1. Structurally Balanced Budget

The annual Operating Budget will be structurally balanced throughout the budget process. Recurring revenues will equal or exceed recurring expenditures in both the proposed and adopted Operating Budgets. If a structural imbalance occurs, a plan will be developed by the Superintendent and Treasurer to bring the budget back into structural balance.

2. Report on How the Budget Is Balanced

The District Superintendent and Treasurer shall report to the Board on how the budget is balanced with a concise narrative, and if the budget is not in balance, the Superintendent and Treasurer will clearly delineate why and present a plan of options for corrective action within 90 days of the initial report.

3. General Fund Balance

The District shall maintain a General Fund Balance as follows:

- An unencumbered operating reserve equivalent to 10% (36.5 days of operating cash) or more of the General Fund's annual expenditure budget at fiscal year-end.
- The District will also only expend up to 100% of the District's annual available resources minus the prior year's reserve without board approval until an unencumbered operating reserve of 20% is met.

4. Use of One-Time Resources

Once the General Fund budget is brought into structural balance, one-time resources such as proceeds from asset sales, debt refinancing, one-time grants, revenue windfalls, budget savings, and similar non-recurring revenues shall not be used for current or new operating expenses. Appropriate uses of one-time resources include establishing and rebuilding emergency and operating reserves, early retirement of debt, capital expenditures and other non-recurring expenditures.

5. Accounting and Financial Reporting

The District will conform to generally accepted accounting principles as promulgated by Government Account Standards Board (GASB) and the Government Finance Officers Association (GFOA). Reporting will include the following:

- Interim Financial Reports: The Treasurer will prepare monthly financial reports for the Board of Education that analyze and evaluate the District's financial performance based upon the District's spending plan which is a month by month breakdown of anticipated revenues and expenditures for the entire fiscal year.
- Red Flag Exceptions: The Treasurer shall advise the Board of Education of significant negative or positive financial information as soon as he or she becomes aware of it and assesses the impact of the financial information on the District's financial situation.

6. Grants

District Staff will identify, apply for and effectively administer federal, state, local and other grants, which address the District's priorities and policy objectives and provide a positive cost benefit to the District, as determined by the Superintendent or his/her designee.

7. Financial Planning

The District shall develop a long-range financial plan that forecasts General Fund expenditures and revenues, which will include three years of history and five years of projections. The long-range financial plan will be updated and filed with the State of Ohio before every May 31st and October 31st. As part of the budget process, the Treasurer will advise the Board of potential long-range positive and negative trends along with an executive summary of those trends. The long-range financial plan should include an analysis of such factors as:

- State Revenue and Expenditure Impacts
- Legislative Issues Passed and Pending
- Real Estate Development - Commercial and Residential
- Demographic Changes Effecting Student Population
- And Other Indicators Affecting Funding and Expenditures

8. General Obligation Debt Limits

In keeping with the policy of fiscal responsibility, the District will stay within the General Assemblies debt limitations of nine percent of its tax valuation, except where allowed by law.

9. Policy Annual Review

Each fiscal year, the District's Community Audit Advisory Committee (CAAC) will review/revise this policy and make recommendations to the Board of Education for adoption.

SECTION III

Cash Summary Report (all funds)
Disbursement Summary Report
Lebanon CSD Bank Reconciliation Report
Lebanon CSD Payroll Reconciliation Report
Lebanon CSD Investment Report
Lebanon CSD Interest Earnings Report



LEBANON CITY SCHOOL DISTRICT

Cash Summary Report

Full Account Code	Description	Initial Cash	MTD Received	FYTD Received	MTD Expended	FYTD Expended	Fund Balance	Encumbrance	Unencumbered Balance
001-0000	General Fund	\$ 25,832,645.97	\$ 1,873,983.22	\$ 33,839,592.84	\$ 5,123,896.36	\$ 37,038,555.36	\$ 22,633,683.45	\$ 5,002,943.13	\$ 17,630,740.32
002-0000	Bond Retirement Fund	9,388,173.38	519.18	2,096,908.99	0.00	3,906,136.07	7,578,946.30	562,482.41	7,016,463.89
003-9008	Lebanon Athletic Facilities Improvements	44,789.14	189.45	230,425.72	0.00	0.00	275,214.86	0.00	275,214.86
003-9099	Capital Projects Fund	1,503,456.70	2,029.21	703,611.39	15,086.95	735,000.41	1,472,067.68	575,402.75	896,664.93
004-9000	Building Fund	44,877.36	30.98	123.39	0.00	0.00	45,000.75	0.00	45,000.75
004-9001	Energy Conservation Fund	9,994.32	0.00	0.00	0.00	0.00	9,994.32	0.00	9,994.32
004-9002	2013 Building Fund LFI	(91,645.23)	0.00	0.00	0.00	0.00	(91,645.23)	34,572.17	(126,217.40)
004-9003	Building Fund/LFI Interest	53,289.74	0.00	0.00	0.00	0.00	53,289.74	99,443.76	(46,154.02)
006-0000	Cafeteria Fund	751,312.24	147,228.51	848,584.35	146,190.43	1,004,590.29	595,306.30	128,024.92	467,281.38
007-9002	Coca-Cola Scholarship Fund	6.75	0.00	0.00	0.00	0.00	6.75	0.00	6.75
007-9003	Lebanon CSD Administration Scholarship Fund	1,061.52	3.06	14.91	0.00	0.00	1,076.43	0.00	1,076.43
007-9006	Dennis Barr Jeffery Memorial Scholarship Fund	453.10	1.31	6.37	0.00	0.00	459.47	0.00	459.47
007-9007	Audrey Aileen Kite Scholarship Fund	138,038.15	470.38	2,570.24	0.00	0.00	140,608.39	0.00	140,608.39
007-9009	Jarod Bennett Memorial Fund	508.90	1.47	7.16	0.00	0.00	516.06	0.00	516.06
007-9013	Donald L. Palmer Scholarship Fund	7,914.97	22.80	111.05	0.00	0.00	8,026.02	0.00	8,026.02
007-9014	Jerry Michael Scholarship	0.65	0.00	0.00	0.00	0.00	0.65	0.00	0.65
007-9015	Al Russell Memorial Scholarship Trust Fund	12.91	0.00	0.00	0.00	0.00	12.91	0.00	12.91
007-9017	Diversity and Achievement Scholarship	114.95	0.33	1.58	0.00	0.00	116.53	0.00	116.53
007-9018	Carolyn Lambert Scholarship	2.70	0.00	0.00	0.00	0.00	2.70	0.00	2.70
007-9019	Gloria Taylor Memorial Scholarship	10,823.11	34.03	1,157.34	0.00	0.00	11,980.45	0.00	11,980.45
007-9100	Molly McCool Memorial Scholarship Fund	202.67	0.58	2.85	0.00	0.00	205.52	0.00	205.52
007-9101	Rosalee Satchell/Domino's Pizza Scholar. Fund	7,835.66	27.41	149.80	0.00	0.00	7,985.46	0.00	7,985.46
008-0000	Louisa Jurey Wright Scholarship Fund	15,063.64	72.44	337.60	0.00	0.00	15,401.24	0.00	15,401.24
008-9001	Michael Rourke Scholarship Fund	3,346.53	18.48	87.81	0.00	0.00	3,434.34	0.00	3,434.34
008-9002	Friends of Academics Scholarship Fund	100,030.97	69.05	275.05	0.00	0.00	100,306.02	0.00	100,306.02
008-9004	Ron LeFeber Memorial Scholarship Fund	7,049.55	289.20	485.48	0.00	0.00	7,535.03	0.00	7,535.03
009-9004	LJHS USS Fund	3,404.26	726.38	29,351.74	821.47	18,635.26	14,120.74	4,560.70	9,560.04
009-9005	LHS USS Fund	145,620.66	9,798.62	218,221.65	6,165.86	159,524.89	204,317.42	105,286.83	99,030.59
009-9006	Bowman USS Fund	0.00	317.00	66,141.10	0.00	64,834.31	1,306.79	1,932.17	(625.38)
009-9007	Berry USS Fund	3,752.05	348.50	28,977.83	123.12	33,645.34	(915.46)	184.80	(1,100.26)
009-9008	Donovan USS Fund	22,449.47	248.00	21,255.38	528.81	25,377.40	18,327.45	957.89	17,369.56
009-9009	Art USS Fund	0.00	669.15	28,609.44	876.08	20,568.31	8,041.13	5,693.78	2,347.35

LEBANON CITY SCHOOL DISTRICT

Cash Summary Report

Full Account Code	Description	Initial Cash	MTD Received	FYTD Received	MTD Expended	FYTD Expended	Fund Balance	Encumbrance	Unencumbered Balance
009-9010	Math Grades 6-8 USS	\$ 0.00	\$ 435.00	\$ 541,127.11	\$ 0.00	\$ 639,511.89	\$ (98,384.78)	\$ 0.00	\$ (98,384.78)
009-9011	Virtual Learning Supplies	6,643.10	0.00	150.00	0.00	0.00	6,793.10	0.00	6,793.10
010-9000	Classroom Facilities Project State Share	(39,051.54)	0.00	0.00	0.00	114,790.23	(153,841.77)	334,036.38	(487,878.15)
010-9001	Classroom Facilities Project Local Share	152,784.33	0.00	0.00	0.00	62,210.58	90,573.75	184,938.95	(94,365.20)
010-9900	Classroom Facilities State Share/Interest	332,522.22	0.00	0.00	0.00	0.00	332,522.22	0.00	332,522.22
010-9901	Classroom Facilities Local Share/Interest	703,283.05	70,973.99	149,415.03	0.00	0.00	852,698.08	0.00	852,698.08
018-9000	LJHS Neediest Kids of All	894.53	0.00	0.00	379.59	379.59	514.94	20.41	494.53
018-9001	Bowman Neediest Kids of All	10.85	0.00	1,500.00	0.00	499.16	1,011.69	500.84	510.85
018-9002	LJHS Bookstore	6,303.28	24.00	376.00	0.00	431.26	6,248.02	128.74	6,119.28
018-9003	Donovan Neediest Kids of All	781.05	0.00	2,000.00	0.00	514.33	2,266.72	1,485.67	781.05
018-9005	Berry Neediest Kids of All	170.93	0.00	0.00	0.00	0.00	170.93	170.00	0.93
018-9007	LJHS Teachers' Lounge	953.93	0.00	215.58	0.00	0.00	1,169.51	300.00	869.51
018-9008	Art To Remember	7.07	0.00	0.00	0.00	7.07	0.00	0.00	0.00
018-9010	Transportation Dept's Lounge	392.35	0.00	73.13	0.00	32.40	433.08	97.60	335.48
018-9011	Donovan Media Center	11,246.68	0.00	0.00	0.00	0.00	11,246.68	1,000.00	10,246.68
018-9013	Bowman Media Center	11,356.93	10.00	8,191.01	0.00	8,603.15	10,944.79	2,137.09	8,807.70
018-9015	LJHS Building Fund	20,592.65	1,000.00	7,263.72	474.23	2,638.10	25,218.27	5,492.46	19,725.81
018-9016	Camp Joy (Berry)	9,073.75	0.00	0.00	0.00	0.00	9,073.75	4,200.00	4,873.75
018-9017	PUBLIC SCHOOL SUPPORT	0.00	0.00	0.00	0.00	0.00	0.00	7.46	(7.46)
018-9019	Donovan Building Fund	11,294.84	0.00	21,516.10	6,431.10	44,721.56	(11,910.62)	9,509.09	(21,419.71)
018-9021	Bowman Building Fund	28,815.58	4,755.18	24,798.56	3,039.71	15,166.48	38,447.66	20,701.22	17,746.44
018-9023	Berry Building Fund	22,670.02	13,863.41	15,220.11	36.97	5,292.24	32,597.89	14,967.42	17,630.47
018-9024	LHS Building Fund	16,976.84	20.00	6,369.17	2,035.89	9,494.71	13,851.30	7,619.05	6,232.25
018-9025	LHS Bridges	0.00	0.00	1,054.08	0.00	760.89	293.19	145.72	147.47
018-9027	LJHS Media Center	3,006.83	0.00	0.00	0.00	0.00	3,006.83	1,000.00	2,006.83
018-9028	Berry Media Center	3,072.52	0.00	7,815.57	0.00	7,636.69	3,251.40	1,392.31	1,859.09
019-9002	Making Middle Schools Work Grant	315.00	0.00	0.00	0.00	0.00	315.00	0.00	315.00
019-9003	Greater Cincy Foundation Grant Learning Links	61.00	0.00	0.00	0.00	0.00	61.00	0.00	61.00
019-9005	Greater Cincy Foundation Grant Learning Links	12.18	0.00	0.00	0.00	0.00	12.18	0.00	12.18
019-9006	Warren County Board of Dev Disabilites Grant	4,739.92	0.00	50,000.00	0.00	89.98	54,649.94	0.00	54,649.94
019-9008	Donovan Economics Program Fund	107.24	0.00	0.00	0.00	0.00	107.24	0.00	107.24
019-9010	Action for Healthy Kids (Frank)	2.33	0.00	0.00	0.00	0.00	2.33	0.00	2.33
019-9011	LEARNING LINKS GRANT-Sensory Breaks Bow -John	3.52	0.00	0.00	0.00	0.00	3.52	0.00	3.52
019-9013	Marth Holden Jennings Grant - McAndrews	4,811.25	0.00	0.00	0.00	0.00	4,811.25	0.00	4,811.25

LEBANON CITY SCHOOL DISTRICT

Cash Summary Report

Full Account Code	Description	Initial Cash	MTD Received	FYTD Received	MTD Expended	FYTD Expended	Fund Balance	Encumbrance	Unencumbered Balance
019-9014	Morning Movers Grant	\$ 73.33	\$ 0.00	\$ 0.00	\$ 0.00	\$ 0.00	\$ 73.33	\$ 0.00	\$ 73.33
019-9016	FUSE Grant - Donovan	2.87	0.00	0.00	0.00	0.00	2.87	0.00	2.87
019-9019	Virginia Hamilton Grant	6.06	0.00	0.00	0.00	0.00	6.06	0.00	6.06
019-9020	LEARNING LINKS GRANT - SENSORY BREAKS LHS	12.21	0.00	0.00	0.00	0.00	12.21	0.00	12.21
019-9021	Learning Links Grant-RTI Lending Closet Mashe	3.21	0.00	0.00	0.00	0.00	3.21	0.00	3.21
019-9022	Hope Squad, Suicide Prevention Grant	283.39	0.00	0.00	0.00	0.00	283.39	0.00	283.39
019-9024	Library and Svcs Tech Cares Act Mini Grant	0.40	0.00	0.00	0.00	0.00	0.40	0.00	0.40
019-9025	CARE Project Grant	0.00	0.00	16,164.35	0.00	16,164.35	0.00	0.00	0.00
019-9026	Port Authority Career Tech Grant	2,117.58	0.00	0.00	0.00	0.00	2,117.58	0.00	2,117.58
019-9027	High Schools That Work Mini Grant - LJHS	625.03	0.00	0.00	0.00	0.00	625.03	0.00	625.03
019-9028	Learning Links Grant - Career Tech	72.59	0.00	2,500.00	757.49	1,276.59	1,296.00	0.00	1,296.00
022-9000	Volleyball Tournament Fund	0.00	0.00	4,672.72	0.00	8,420.08	(3,747.36)	0.00	(3,747.36)
022-9001	Boys Soccer Tournament Fund	36.36	0.00	792.97	0.00	1,622.30	(792.97)	0.00	(792.97)
022-9002	Girls Soccer Tournament Fund	0.00	0.00	1,241.20	0.00	1,489.44	(248.24)	0.00	(248.24)
022-9004	Wrestling Tournament Fund	832.64	0.00	0.00	0.00	3.83	828.81	200.00	628.81
022-9005	Baseball Tournament Fund	210.00	0.00	792.30	0.00	1,160.93	(158.63)	0.00	(158.63)
022-9006	Softball Tournament Fund	420.00	0.00	5,634.05	0.00	7,182.15	(1,128.10)	0.00	(1,128.10)
022-9009	Track Tournament Fund	0.00	0.00	16,798.95	0.00	20,159.52	(3,360.57)	0.00	(3,360.57)
034-0000	Classroom Facilities Maintenance .5 Mill	937,771.08	401.03	214,914.04	4,371.00	574,468.66	578,216.46	82,161.18	496,055.28
200-9000	Junior Council on World Affairs	1,339.06	0.00	0.00	0.00	0.00	1,339.06	0.00	1,339.06
200-9001	LHS Art Club	164.94	0.00	0.00	0.00	0.00	164.94	0.00	164.94
200-9002	LHS Class of 2014	6,070.27	0.00	0.00	0.00	6,070.27	0.00	0.00	0.00
200-9003	LHS Drama Club	9,506.55	0.00	11,390.00	255.98	7,773.06	13,123.49	11,008.94	2,114.55
200-9004	LHS French Club	362.22	0.00	0.00	0.00	0.00	362.22	0.00	362.22
200-9005	LHS Spanish Club	748.08	0.00	0.00	0.00	0.00	748.08	0.00	748.08
200-9006	LHS FCCLA	3,262.99	1,000.00	1,000.00	0.00	270.66	3,992.33	189.34	3,802.99
200-9007	FBLA	1,923.11	5,076.00	5,076.00	0.00	338.00	6,661.11	4,765.00	1,896.11
200-9008	LHS National Honor Society	4,222.72	0.00	1,030.00	0.00	1,591.95	3,660.77	360.18	3,300.59
200-9009	LHS Musical	0.00	0.00	4,964.00	0.00	4,964.00	0.00	0.00	0.00
200-9010	LHS War-Zone Spirit Club	121.64	0.00	0.00	0.00	121.64	0.00	0.00	0.00
200-9011	LHS Recording Club	1,180.67	0.00	0.00	948.78	948.78	231.89	51.22	180.67
200-9012	AFJROTC	12,852.05	50.00	1,682.50	0.00	4,022.39	10,512.16	1,498.52	9,013.64
200-9013	LJHS Student Council	8,307.85	0.00	1,076.00	39.65	67.27	9,316.58	1,289.93	8,026.65
200-9014	LHS Class of 2019	1,407.81	0.00	0.00	0.00	1,407.81	0.00	0.00	0.00
200-9015	Orchestra	0.00	180.00	19,870.41	0.00	18,905.19	965.22	1,058.22	(93.00)
200-9016	LHS Student Council	15,705.60	0.00	33,212.60	739.44	21,584.49	27,333.71	2,482.41	24,851.30

LEBANON CITY SCHOOL DISTRICT

Cash Summary Report

Full Account Code	Description	Initial Cash	MTD Received	FYTD Received	MTD Expended	FYTD Expended	Fund Balance	Encumbrance	Unencumbered Balance
200-9017	LJHS Warrior Pride Yearbook	\$ 14,989.63	\$ 0.00	\$ 0.00	\$ 0.00	\$ 40.24	\$ 14,949.39	\$ 59.76	\$ 14,889.63
200-9018	Lebanon Robotics	2,004.53	0.00	0.00	0.00	2,004.53	0.00	0.00	0.00
200-9019	LHS Class of 2016	7,525.10	0.00	0.00	0.00	7,525.10	0.00	0.00	0.00
200-9020	LHS Class of 2015	3,111.97	0.00	0.00	0.00	3,111.97	0.00	0.00	0.00
200-9021	LHS CLASS OF 2017	3,581.43	0.00	0.00	0.00	3,581.43	0.00	0.00	0.00
200-9025	Key Club	1,502.77	0.00	240.00	0.00	150.00	1,592.77	50.00	1,542.77
200-9026	LHS Class of 2008 Fund	1,044.09	0.00	0.00	0.00	1,044.09	0.00	0.00	0.00
200-9027	LHS Outdoor Adventure Club	1,900.62	0.00	0.00	0.00	0.00	1,900.62	0.00	1,900.62
200-9028	LHS Class of 2010	615.12	0.00	0.00	0.00	615.12	0.00	0.00	0.00
200-9029	LHS Yearbook	27,647.79	0.00	14,700.00	0.00	14,881.54	27,466.25	0.00	27,466.25
200-9030	LJHS Newspaper	1,834.49	0.00	0.00	0.00	49.10	1,785.39	250.90	1,534.49
200-9031	LHS CLASS OF 2020	295.08	0.00	0.00	0.00	295.08	0.00	0.00	0.00
200-9032	LHS Ecology Club	393.22	0.00	0.00	0.00	0.00	393.22	0.00	393.22
200-9033	LHS Science Olympiad Fund	0.00	0.00	1,097.30	0.00	1,300.76	(203.46)	0.00	(203.46)
200-9034	LHS Class of 2018	2,401.71	0.00	0.00	0.00	2,401.71	0.00	0.00	0.00
200-9035	LJHS Drama Club	28,648.29	0.00	5,685.00	0.00	935.00	33,398.29	65.00	33,333.29
200-9037	LJHS Renaissance Academic Success	0.00	0.00	2,302.97	0.00	763.14	1,539.83	783.86	755.97
200-9038	LHS Intramurals	210.27	0.00	0.00	0.00	0.00	210.27	0.00	210.27
200-9040	Daylight Prom	1,156.77	0.00	0.00	0.00	0.00	1,156.77	0.00	1,156.77
200-9041	LHS CLASS OF 2012	145.90	0.00	0.00	0.00	145.90	0.00	0.00	0.00
200-9043	LHS CLASS OF 2013	879.46	0.00	0.00	0.00	879.46	0.00	0.00	0.00
200-9044	Donovan Student Council	363.63	0.00	0.00	0.00	363.63	0.00	0.00	0.00
200-9045	LJHS Science Club	709.22	0.00	0.00	172.37	172.37	536.85	827.63	(290.78)
200-9046	LHS Gender Sexuality Alliance (GSA)	887.10	0.00	0.00	0.00	0.00	887.10	0.00	887.10
200-9047	LJHS Builders' Club	22.50	0.00	0.00	0.00	0.00	22.50	0.00	22.50
200-9048	LHS Class of 2022	8,531.94	0.00	0.00	0.00	0.00	8,531.94	0.00	8,531.94
200-9050	LJHS Pop Culture Club	247.86	0.00	0.00	0.00	0.00	247.86	0.00	247.86
200-9051	LHS Beverage Cart	472.81	0.00	0.00	0.00	0.00	472.81	500.00	(27.19)
200-9052	LHS Class of 2023	3,293.78	0.00	350.00	468.19	702.88	2,940.90	362.27	2,578.63
200-9054	LHS Hope Squad	1,694.54	0.00	0.00	0.00	159.10	1,535.44	4.00	1,531.44
200-9055	LJHS WarZone	912.69	0.00	0.00	0.00	0.00	912.69	0.00	912.69
200-9056	LHS Class of 2024	1,048.67	0.00	2,272.54	0.00	72.27	3,248.94	27.73	3,221.21
200-9057	LHS Class of 2025	1,808.56	0.00	500.00	0.00	466.03	1,842.53	48.33	1,794.20
200-9058	Berry Student Council	1,177.00	0.00	0.00	0.00	69.98	1,107.02	30.02	1,077.00
200-9059	LHS Class of 2026	0.00	0.00	239.20	0.00	0.00	239.20	0.00	239.20
300-9401	LHS Winter Guard	0.00	2,750.00	21,118.25	1,223.00	17,382.36	3,735.89	1,288.69	2,447.20
300-9402	LJHS Winter Guard	0.00	4,470.00	11,725.70	464.00	8,238.88	3,486.82	212.87	3,273.95
300-9403	Intermediate Winter Guard	1,647.27	2,800.00	3,150.00	256.00	852.32	3,944.95	2,149.53	1,795.42
300-9404	LHS Drumline	0.00	2,108.00	82,266.40	308.93	80,317.33	1,949.07	3,420.00	(1,470.93)
300-9405	LJHS Drumline	0.00	0.00	3,485.48	0.00	3,485.48	0.00	0.00	0.00

LEBANON CITY SCHOOL DISTRICT

Cash Summary Report

Full Account Code	Description	Initial Cash	MTD Received	FYTD Received	MTD Expended	FYTD Expended	Fund Balance	Encumbrance	Unencumbered Balance
300-9500	LHS Athletic Department	\$ 3,023.79	\$ 18,843.88	\$ 363,505.64	\$ 6,515.37	\$ 172,353.81	\$ 194,175.62	\$ 97,919.22	\$ 96,256.40
300-9505	LHS Captain's Council	0.00	0.00	14,432.27	0.00	14,432.27	0.00	0.00	0.00
300-9506	Boys Club Volleyball	1,801.80	0.00	0.00	0.00	0.00	1,801.80	0.00	1,801.80
300-9513	Indoor Track & Field	0.00	0.00	0.00	300.00	300.00	(300.00)	800.00	(1,100.00)
300-9514	LJHS Athletic Department	12,229.79	3,953.00	23,128.30	1,562.62	22,059.18	13,298.91	13,736.25	(437.34)
300-9515	LJHS Athletic Concessions	600.95	0.00	3,447.15	734.32	6,038.02	(1,989.92)	609.13	(2,599.05)
300-9516	LHS Dance Team	0.00	0.00	150.00	0.00	0.00	150.00	0.00	150.00
300-9993	LHS Baseball Team - Historical Society	7,809.13	0.00	2,133.22	4,885.00	6,856.00	3,086.35	2,160.00	926.35
401-9021	St. Francis Auxiliary Services FY21	0.00	0.00	0.00	0.00	0.00	0.00	3,281.30	(3,281.30)
401-9022	St. Francis Auxiliary Services FY22	60,735.20	0.00	10.31	0.00	22,192.22	38,553.29	20,287.50	18,265.79
401-9023	St. Francis Auxiliary Services FY23	0.00	29.50	73,073.02	6,081.76	36,299.18	36,773.84	7,217.01	29,556.83
401-9122	Lebanon United Methodist Kindergarten FY22	14,538.83	0.00	2.53	69.62	2,569.60	11,971.76	377.19	11,594.57
401-9123	Lebanon United Methodist Kindergarten FY23	0.00	13.29	4,257.97	0.00	200.63	4,057.34	497.66	3,559.68
401-9222	Lebanon Christian Auxiliary Services FY22	119,267.59	0.00	19.34	0.00	118,600.30	686.63	12,000.00	(11,313.37)
401-9223	Lebanon Christian Auxiliary Services FY23	0.00	80.33	188,507.75	17,419.54	89,229.93	99,277.82	17,453.98	81,823.84
451-9022	FY 22 Connectivity Grant	4,500.00	0.00	0.00	0.00	0.00	4,500.00	0.00	4,500.00
451-9023	FY 23 Network Subsidy	0.00	0.00	4,500.00	0.00	0.00	4,500.00	0.00	4,500.00
461-9022	Making Middle Schools Work FY22	106.58	0.00	1,179.25	0.00	1,285.83	0.00	0.00	0.00
461-9118	Making Middle Grades Work - Berry	115.34	0.00	0.00	0.00	0.00	115.34	0.00	115.34
467-9020	Student Wellness and Success Fund	316,430.92	0.00	0.00	6,290.56	41,144.44	275,286.48	23,200.00	252,086.48
499-9002	School Bus Purchase Program	180,000.00	0.00	180,000.00	0.00	360,000.00	0.00	0.00	0.00
499-9020	School Safety Grant	23,746.25	0.00	0.00	0.00	0.00	23,746.25	0.00	23,746.25
499-9022	Parent Mentor Grant FY 22	7.37	0.00	2,116.13	0.00	2,123.50	0.00	0.00	0.00
499-9023	School Safety Grant FY 23	27,538.68	0.00	0.00	0.00	15,667.29	11,871.39	11,872.00	(0.61)
499-9024	School Safety Grant OH BWC FY 23	0.00	0.00	14,650.00	0.00	0.00	14,650.00	0.00	14,650.00
499-9123	Parent Mentor Grant FY 23	0.00	0.00	11,420.34	2,996.13	16,583.86	(5,163.52)	0.00	(5,163.52)
507-9022	ESSER II GRANT FUNDS (COVID)	203,273.92	0.00	402,387.03	0.00	605,660.95	0.00	0.00	0.00
507-9122	ESSER ARP GRANT FUNDS (COVID)	(192,909.24)	0.00	316,888.88	0.00	204,057.14	(80,077.50)	1,782,420.00	(1,862,497.50)
507-9123	ESSER ARP GRANT FUNDS (COVID) - FY23	0.00	0.00	0.00	74,514.05	255,530.49	(255,530.49)	12,357.00	(267,887.49)
516-9022	IDEA, PART B FY 22	42,453.71	0.00	318,788.97	26,166.55	428,162.20	(66,919.52)	98,294.35	(165,213.87)
516-9023	IDEA, PART B FY 23	0.00	0.00	0.00	114,211.14	507,478.74	(507,478.74)	0.00	(507,478.74)

LEBANON CITY SCHOOL DISTRICT

Cash Summary Report

Full Account Code	Description	Initial Cash	MTD Received	FYTD Received	MTD Expended	FYTD Expended	Fund Balance	Encumbrance	Unencumbered Balance
516-9222	IDEA, Part B ESSER Funds	\$ 3,809.00	\$ 0.00	\$ 0.00	\$ 2,583.97	\$ 12,405.14	\$ (8,596.14)	\$ 16,721.63	\$ (25,317.77)
551-9022	Title III, LEP FY 22	1,967.61	0.00	603.00	0.00	2,570.61	0.00	364.61	(364.61)
572-9021	TITLE I FY 21	28,010.69	0.00	0.00	0.00	(973.90)	28,984.59	0.00	28,984.59
572-9022	TITLE I FY 22	1,113.17	0.00	186,182.53	0.00	233,512.68	(46,216.98)	2.94	(46,219.92)
572-9023	TITLE I FY 23	0.00	0.00	0.00	65,551.43	296,168.08	(296,168.08)	3,824.71	(299,992.79)
572-9122	Expanding Opportunities Grant FY22	9,661.57	0.00	14,584.92	0.00	24,056.74	189.75	0.00	189.75
584-9022	Title IV-A Student Support & Acad. Enrich.	2,810.33	0.00	8,947.93	0.00	14,011.99	(2,253.73)	10,500.00	(12,753.73)
584-9023	Title IV-A Student Support & Acad. Enrich.	0.00	0.00	0.00	0.00	22,265.30	(22,265.30)	1,584.83	(23,850.13)
587-9022	IDEA, Early Childhood Education FY 22	0.00	0.00	2,816.02	0.00	2,816.02	0.00	0.00	0.00
587-9122	ARP Early Childhood Education	0.00	0.00	1,200.38	0.00	1,200.38	0.00	0.00	0.00
590-9022	TITLE II-A FY 22	36,929.22	0.00	31,696.79	0.00	58,206.12	10,419.89	0.00	10,419.89
Grand Total		\$ 41,360,361.34	\$ 2,169,935.35	\$ 41,616,670.83	\$ 5,645,973.46	\$ 48,366,732.85	\$ 34,610,299.32	\$ 9,363,962.56	\$ 25,246,336.76

Start Date: 01/01/2023

End Date: 01/31/2023

LEBANON CITY SCHOOL DISTRICT

Disbursement Summary Report

Reference Number	Check Number	Type	Date	Name	Vendor #	Status	Reconcile Date	Void Date	Amount
41501		0 ACCOUNTS_PAYA BLE	1/12/2023	WARREN COUNTY ESC	901055	VOID		1/12/2023	\$ 1,236.00
41542		0 ACCOUNTS_PAYA BLE	1/17/2023	DECKER EQUIPMENT	802906	VOID		1/17/2023	0.00
41543		0 PAYROLL	1/18/2023	LEBANON CITY SCHOOL DISTRICT		OUTSTANDING			0.00
41651		0 ACCOUNTS_PAYA BLE	1/26/2023	NATIONWIDE HOTEL AND	810050	VOID		1/26/2023	286.00
41398	183155	ACCOUNTS_PAYA BLE	1/5/2023	AEGIS PROTECTIVE SERVICES	803577	RECONCILED	1/31/2023		2,357.00
41394	183156	ACCOUNTS_PAYA BLE	1/5/2023	AMAZON CAPITAL SERVICES	808695	RECONCILED	1/31/2023		2,862.54
41392	183157	ACCOUNTS_PAYA BLE	1/5/2023	BLICK ART MATERIALS	20520	RECONCILED	1/31/2023		786.98
41390	183158	ACCOUNTS_PAYA BLE	1/5/2023	BRICKER & ECKLER LLP	20810	RECONCILED	1/31/2023		1,487.00
41384	183159	ACCOUNTS_PAYA BLE	1/5/2023	Buchert; Jamie	808958	RECONCILED	1/31/2023		7.63
41379	183160	ACCOUNTS_PAYA BLE	1/5/2023	CALVERT; HEIDI	801868	RECONCILED	1/31/2023		19.25
41381	183161	ACCOUNTS_PAYA BLE	1/5/2023	CAPITAL ONE	220900	RECONCILED	1/31/2023		721.31
41406	183162	ACCOUNTS_PAYA BLE	1/5/2023	CASE TOWING LLC	30202	RECONCILED	1/31/2023		200.00
41411	183163	ACCOUNTS_PAYA BLE	1/5/2023	CINTAS	30810	RECONCILED	1/31/2023		101.30
41399	183164	ACCOUNTS_PAYA BLE	1/5/2023	COCA COLA BOTTLING CO.	807475	RECONCILED	1/31/2023		1,254.28
41388	183165	ACCOUNTS_PAYA BLE	1/5/2023	CROOKS: CASSIDY	809829	OUTSTANDING			47.44
41389	183166	ACCOUNTS_PAYA BLE	1/5/2023	CUMMINS INC.	808169	RECONCILED	1/31/2023		1,473.48
41404	183167	ACCOUNTS_PAYA BLE	1/5/2023	DORN'S BUSINESS SOLUTIONS	40690	RECONCILED	1/31/2023		44.54
41374	183168	ACCOUNTS_PAYA BLE	1/5/2023	DUKE ENERGY	30760	RECONCILED	1/31/2023		5,418.95
41376	183169	ACCOUNTS_PAYA BLE	1/5/2023	FOLEY, KRISTA	804186	RECONCILED	1/31/2023		55.75
41385	183170	ACCOUNTS_PAYA BLE	1/5/2023	FRANK'S AUTO BODY INC.	809811	RECONCILED	1/31/2023		2,147.00
41405	183171	ACCOUNTS_PAYA BLE	1/5/2023	FRANK; ANNA	806490	RECONCILED	1/31/2023		14.75
41373	183172	ACCOUNTS_PAYA BLE	1/5/2023	FUN AND FUNCTION	802914	RECONCILED	1/31/2023		178.45

Start Date: 01/01/2023

End Date: 01/31/2023

LEBANON CITY SCHOOL DISTRICT

Disbursement Summary Report

Reference Number	Check Number	Type	Date	Name	Vendor #	Status	Reconcile Date	Void Date	Amount
41401	183173	ACCOUNTS_PAYA	1/5/2023	GALLANT	808191	RECONCILED	1/31/2023		\$ 3,800.00
		BLE		PROFESSIONAL					
41378	183174	ACCOUNTS_PAYA	1/5/2023	GORDON FOOD	70449	RECONCILED	1/31/2023		3,044.68
		BLE		SERVICE					
41387	183175	ACCOUNTS_PAYA	1/5/2023	GRAINGER	804685	RECONCILED	1/31/2023		21.34
		BLE							
41400	183176	ACCOUNTS_PAYA	1/5/2023	HAMILTON	80138	RECONCILED	1/31/2023		150.00
		BLE		COUNTY ESC					
41409	183177	ACCOUNTS_PAYA	1/5/2023	HENRY;	80513	RECONCILED	1/31/2023		18.99
		BLE		MARGARET					
41372	183178	ACCOUNTS_PAYA	1/5/2023	HERSHEY	804945	RECONCILED	1/31/2023		451.96
		BLE		CREAMERY					
				COMPANY					
41396	183179	ACCOUNTS_PAYA	1/5/2023	HIBBARD; ADAM	808015	RECONCILED	1/31/2023		600.00
		BLE							
41382	183180	ACCOUNTS_PAYA	1/5/2023	HIGHER	80670	OUTSTANDING			125.00
		BLE		EDUCATION					
41386	183181	ACCOUNTS_PAYA	1/5/2023	KLOSTERMAN	803558	RECONCILED	1/31/2023		279.34
		BLE		BAKING					
				COMPANY					
41377	183182	ACCOUNTS_PAYA	1/5/2023	KROGER CO.	110545	RECONCILED	1/31/2023		161.48
		BLE							
41383	183183	ACCOUNTS_PAYA	1/5/2023	LUKE'S SEWING	810010	RECONCILED	1/31/2023		1,596.00
		BLE		CENTER					
41403	183184	ACCOUNTS_PAYA	1/5/2023	MOBILCOMM	131456	RECONCILED	1/31/2023		133.00
		BLE		INC.					
41408	183185	ACCOUNTS_PAYA	1/5/2023	NASCO	140010	RECONCILED	1/31/2023		14.76
		BLE		EDUCATION					
41375	183186	ACCOUNTS_PAYA	1/5/2023	O'REILLY AUTO	808521	RECONCILED	1/31/2023		143.27
		BLE		PARTS					
41397	183187	ACCOUNTS_PAYA	1/5/2023	OHIO CAT	808222	RECONCILED	1/31/2023		664.37
		BLE							
41402	183188	ACCOUNTS_PAYA	1/5/2023	PATRIOT TEAM	804196	RECONCILED	1/31/2023		420.50
		BLE		DISTRIBUTING					
				INC					
41391	183189	ACCOUNTS_PAYA	1/5/2023	RUMPKE OF	804873	RECONCILED	1/31/2023		528.00
		BLE		OHIO INC.					
41410	183190	ACCOUNTS_PAYA	1/5/2023	RYLE HIGH	808515	RECONCILED	1/31/2023		325.00
		BLE		SCHOOL					
				ATHLETICS					
41395	183191	ACCOUNTS_PAYA	1/5/2023	SCHOLASTIC INC.	190290	RECONCILED	1/31/2023		1,442.36
		BLE							
41393	183192	ACCOUNTS_PAYA	1/5/2023	SUNRISE	807482	RECONCILED	1/31/2023		739.04
		BLE		COOPERATIVE					
				INC.					
41407	183193	ACCOUNTS_PAYA	1/5/2023	SWOSPA	192299	OUTSTANDING			60.00
		BLE							
41380	183194	ACCOUNTS_PAYA	1/5/2023	TURPIN; LIBBY	611221	RECONCILED	1/31/2023		757.49

Start Date: 01/01/2023

End Date: 01/31/2023

LEBANON CITY SCHOOL DISTRICT

Disbursement Summary Report

Reference Number	Check Number	Type	Date	Name	Vendor #	Status	Reconcile Date	Void Date	Amount
		BLE							
41533	183198	ACCOUNTS_PAYA	1/5/2023	LEBANON CITY SCHOOLS	901040	RECONCILED	1/31/2023		\$ 62.38
		BLE							
41527	183200	ACCOUNTS_PAYA	1/12/2023	A BOOK COMPANY, LLC	807922	RECONCILED	1/31/2023		569.94
		BLE							
41472	183201	ACCOUNTS_PAYA	1/12/2023	ABECEDARIAN ABC LLC	808508	RECONCILED	1/31/2023		48.60
		BLE							
41466	183202	ACCOUNTS_PAYA	1/12/2023	ACCUCUT SYSTEMS	10220	RECONCILED	1/31/2023		45.98
		BLE							
41508	183203	ACCOUNTS_PAYA	1/12/2023	AFFORDABLE LANGUAGE SERVICES	809194	RECONCILED	1/31/2023		28.90
		BLE							
41464	183204	ACCOUNTS_PAYA	1/12/2023	AGParts Worldwide	808482	RECONCILED	1/31/2023		847.00
		BLE							
41492	183205	ACCOUNTS_PAYA	1/12/2023	AIRGAS USA LLC	804036	RECONCILED	1/31/2023		178.16
		BLE							
41532	183206	ACCOUNTS_PAYA	1/12/2023	ALC SCHOOLS LLC	809200	RECONCILED	1/31/2023		3,392.50
		BLE							
41435	183207	ACCOUNTS_PAYA	1/12/2023	ALCOR SUPPLY COMPANY	809425	RECONCILED	1/31/2023		1,780.90
		BLE							
41446	183208	ACCOUNTS_PAYA	1/12/2023	ALGAE RESEARCH & SUPPLY INC	809951	OUTSTANDING			869.06
		BLE							
41421	183209	ACCOUNTS_PAYA	1/12/2023	AMAZON CAPITAL SERVICES	808695	RECONCILED	1/31/2023		4,933.28
		BLE							
41531	183210	ACCOUNTS_PAYA	1/12/2023	ASSOCIATION OF PUBLIC TREASURERS	810020	RECONCILED	1/31/2023		159.00
		BLE							
41428	183211	ACCOUNTS_PAYA	1/12/2023	B&H PHOTO-VIDEO	802150	RECONCILED	1/31/2023		223.90
		BLE							
41456	183212	ACCOUNTS_PAYA	1/12/2023	BACHER, JESSICA	50560	RECONCILED	1/31/2023		17.03
		BLE							
41429	183213	ACCOUNTS_PAYA	1/12/2023	BARNES & NOBLE, INC.	802957	RECONCILED	1/31/2023		245.15
		BLE							
41437	183214	ACCOUNTS_PAYA	1/12/2023	BASA	20210	RECONCILED	1/31/2023		209.00
		BLE							
41454	183215	ACCOUNTS_PAYA	1/12/2023	BECKMAN ENVIRONMENTAL	20330	RECONCILED	1/31/2023		133.10
		BLE							
41425	183216	ACCOUNTS_PAYA	1/12/2023	BULK BOOKSTORE	808620	RECONCILED	1/31/2023		2,436.96
		BLE							
41439	183217	ACCOUNTS_PAYA	1/12/2023	BUSKIRK, ROBYN	610032	RECONCILED	1/31/2023		59.38
		BLE							
41458	183218	ACCOUNTS_PAYA	1/12/2023	BUTLER CO. ESC	804648	RECONCILED	1/31/2023		25,570.71
		BLE							
41457	183219	ACCOUNTS_PAYA	1/12/2023	BUTLER, SCOTT	21137	RECONCILED	1/31/2023		79.13
		BLE							

Start Date: 01/01/2023

End Date: 01/31/2023

LEBANON CITY SCHOOL DISTRICT

Disbursement Summary Report

Reference Number	Check Number	Type	Date	Name	Vendor #	Status	Reconcile Date	Void Date	Amount
41417	183220	ACCOUNTS_PAYA BLE	1/12/2023	CAPITAL ONE	220900	RECONCILED	1/31/2023		\$ 537.96
41489	183221	ACCOUNTS_PAYA BLE	1/12/2023	CAROLINA BIOLOGICAL SUPPLY CO.	30187	RECONCILED	1/31/2023		385.48
41522	183222	ACCOUNTS_PAYA BLE	1/12/2023	CASE TOWING LLC	30202	RECONCILED	1/31/2023		200.00
41513	183223	ACCOUNTS_PAYA BLE	1/12/2023	CBTS	20563	RECONCILED	1/31/2023		33.53
41448	183224	ACCOUNTS_PAYA BLE	1/12/2023	CDW GOVERNMENT INC.	30015	RECONCILED	1/31/2023		698.73
41497	183225	ACCOUNTS_PAYA BLE	1/12/2023	CHARD SNYDER & ASSOCIATES	806236	RECONCILED	1/31/2023		2,097.00
41441	183226	ACCOUNTS_PAYA BLE	1/12/2023	CINCINNATI BELL	802604	RECONCILED	1/31/2023		907.32
41528	183227	ACCOUNTS_PAYA BLE	1/12/2023	CINCINNATI BELL	802718	RECONCILED	1/31/2023		959.11
41510	183228	ACCOUNTS_PAYA BLE	1/12/2023	CINCINNATI BELL	802777	RECONCILED	1/31/2023		69.62
41494	183229	ACCOUNTS_PAYA BLE	1/12/2023	CINCINNATI BELL	20566	RECONCILED	1/31/2023		915.24
41443	183230	ACCOUNTS_PAYA BLE	1/12/2023	CINCINNATI CENTER FOR AUTISM	808734	RECONCILED	1/31/2023		6,772.73
41502	183231	ACCOUNTS_PAYA BLE	1/12/2023	CINCINNATI OCCUPATIONAL THERAPY INSTITUTE	809884	RECONCILED	1/31/2023		124.50
41444	183232	ACCOUNTS_PAYA BLE	1/12/2023	CINTAS	30810	RECONCILED	1/31/2023		567.07
41488	183233	ACCOUNTS_PAYA BLE	1/12/2023	COCA COLA BOTTLING CO.	807475	RECONCILED	1/31/2023		369.40
41484	183234	ACCOUNTS_PAYA BLE	1/12/2023	COLONIAL OIL INDUSTRIES, INC.	809583	RECONCILED	1/31/2023		25,451.95
41462	183235	ACCOUNTS_PAYA BLE	1/12/2023	COMMERCIAL PARTS & SERVICE	808635	RECONCILED	1/31/2023		251.25
41498	183236	ACCOUNTS_PAYA BLE	1/12/2023	CULLIGAN	31760	RECONCILED	1/31/2023		196.19
41467	183237	ACCOUNTS_PAYA BLE	1/12/2023	CUMMINS INC.	808169	RECONCILED	1/31/2023		1,100.28
41514	183238	ACCOUNTS_PAYA BLE	1/12/2023	DALTON; BRIAN	40055	RECONCILED	1/31/2023		33.25
41430	183239	ACCOUNTS_PAYA BLE	1/12/2023	DELL MARKETING L.P.	40323	RECONCILED	1/31/2023		3,101.62
41500	183240	ACCOUNTS_PAYA BLE	1/12/2023	DIESEL INJECTION	805582	RECONCILED	1/31/2023		750.00

Start Date: 01/01/2023

End Date: 01/31/2023

LEBANON CITY SCHOOL DISTRICT

Disbursement Summary Report

Reference Number	Check Number	Type	Date	Name	Vendor #	Status	Reconcile Date	Void Date	Amount
41525	183241	ACCOUNTS_PAYA BLE	1/12/2023	SERVICE CO. DORN'S BUSINESS SOLUTIONS	40690	RECONCILED	1/31/2023		\$ 301.36
41483	183242	ACCOUNTS_PAYA BLE	1/12/2023	DUKE ENERGY	30760	RECONCILED	1/31/2023		1,399.06
41499	183243	ACCOUNTS_PAYA BLE	1/12/2023	EAST MAIN PRODUCTIONS	808122	RECONCILED	1/31/2023		250.00
41452	183244	ACCOUNTS_PAYA BLE	1/12/2023	EASY WAY SAFETY SERVICES INC	810033	RECONCILED	1/31/2023		3,945.00
41455	183245	ACCOUNTS_PAYA BLE	1/12/2023	ENNIS BRITTON CO, LPA	50660	RECONCILED	1/31/2023		2,758.00
41450	183246	ACCOUNTS_PAYA BLE	1/12/2023	FISHER; INGA	520231	OUTSTANDING			78.00
41478	183247	ACCOUNTS_PAYA BLE	1/12/2023	FRANZ; CLIFTON	802828	OUTSTANDING			36.50
41451	183248	ACCOUNTS_PAYA BLE	1/12/2023	GARLAND/DBS, INC	807775	RECONCILED	1/31/2023		11,267.00
41480	183249	ACCOUNTS_PAYA BLE	1/12/2023	GORDON FOOD SERVICE	70449	RECONCILED	1/31/2023		5,634.79
41461	183250	ACCOUNTS_PAYA BLE	1/12/2023	GRALER; MARK	70530	RECONCILED	1/31/2023		124.69
41426	183251	ACCOUNTS_PAYA BLE	1/12/2023	HAUER MUSIC	807434	OUTSTANDING			459.85
41442	183252	ACCOUNTS_PAYA BLE	1/12/2023	HERSHEY CREAMERY COMPANY	804945	RECONCILED	1/31/2023		2.00
41518	183253	ACCOUNTS_PAYA BLE	1/12/2023	IANNELLI; DAVID	88000	OUTSTANDING			30.63
41491	183254	ACCOUNTS_PAYA BLE	1/12/2023	INTERSTATE BILLING SERVICE INC	805667	RECONCILED	1/31/2023		2,664.12
41433	183255	ACCOUNTS_PAYA BLE	1/12/2023	J.W. PEPPER & SON INC.	802092	RECONCILED	1/31/2023		1,130.23
41459	183256	ACCOUNTS_PAYA BLE	1/12/2023	KEY BEHAVIOR SERVICES LLC	809982	RECONCILED	1/31/2023		1,330.00
41436	183257	ACCOUNTS_PAYA BLE	1/12/2023	KLOSTERMAN BAKING COMPANY	803558	RECONCILED	1/31/2023		821.93
41453	183258	ACCOUNTS_PAYA BLE	1/12/2023	KOCH REFRIGERATION CO.	110442	RECONCILED	1/31/2023		442.39
41427	183259	ACCOUNTS_PAYA BLE	1/12/2023	KOI AUTO PARTS	120430	RECONCILED	1/31/2023		25.98
41524	183260	ACCOUNTS_PAYA BLE	1/12/2023	KROGER CO.	110545	RECONCILED	1/31/2023		71.74
41496	183261	ACCOUNTS_PAYA	1/12/2023	LAMINATING &	807096	RECONCILED	1/31/2023		1,321.74

Start Date: 01/01/2023

End Date: 01/31/2023

LEBANON CITY SCHOOL DISTRICT

Disbursement Summary Report

Reference Number	Check Number	Type	Date	Name	Vendor #	Status	Reconcile Date	Void Date	Amount
		BLE		BINDING SOLUTIONS					
41473	183262	ACCOUNTS_PAYA	1/12/2023	LEAD TRAINING	810036	OUTSTANDING			\$ 1,050.00
		BLE							
41523	183263	ACCOUNTS_PAYA	1/12/2023	LEBANON AREA CHAMBER OF	120435	OUTSTANDING			275.00
		BLE							
41503	183264	ACCOUNTS_PAYA	1/12/2023	LEBANON ELECTRIC SUPPLY INC.	120490	RECONCILED	1/31/2023		646.80
		BLE							
41517	183265	ACCOUNTS_PAYA	1/12/2023	MCHALE, ERYN	807451	RECONCILED	1/31/2023		34.13
		BLE							
41509	183266	ACCOUNTS_PAYA	1/12/2023	MIRANDA; NINAH	809242	RECONCILED	1/31/2023		163.84
		BLE							
41526	183267	ACCOUNTS_PAYA	1/12/2023	MODERN LEASING	806608	RECONCILED	1/31/2023		11,895.05
		BLE							
41495	183268	ACCOUNTS_PAYA	1/12/2023	MONTGOMERY COUNTY	131520	RECONCILED	1/31/2023		29,327.50
		BLE							
41520	183269	ACCOUNTS_PAYA	1/12/2023	NAYAK, JIGISHA	805952	RECONCILED	1/31/2023		10.69
		BLE							
41482	183270	ACCOUNTS_PAYA	1/12/2023	NYE; TARA	806488	RECONCILED	1/31/2023		57.50
		BLE							
41471	183271	ACCOUNTS_PAYA	1/12/2023	O'REILLY AUTO PARTS	808521	RECONCILED	1/31/2023		185.34
		BLE							
41479	183272	ACCOUNTS_PAYA	1/12/2023	OHIO CAT	808222	RECONCILED	1/31/2023		1,297.86
		BLE							
41506	183273	ACCOUNTS_PAYA	1/12/2023	OHIO NORTHERN UNIVERSITY	150240	RECONCILED	1/31/2023		300.00
		BLE							
41512	183274	ACCOUNTS_PAYA	1/12/2023	OHIO SCHOLAR TRANSPORT LLC	809952	RECONCILED	1/31/2023		15,780.50
		BLE							
41470	183275	ACCOUNTS_PAYA	1/12/2023	PALMER; LORI	160043	OUTSTANDING			12.25
		BLE							
41468	183276	ACCOUNTS_PAYA	1/12/2023	PAR, INC.	160763	RECONCILED	1/31/2023		1,125.72
		BLE							
41465	183277	ACCOUNTS_PAYA	1/12/2023	PETROCHOICE OHIO	804199	RECONCILED	1/31/2023		2,987.36
		BLE							
41487	183278	ACCOUNTS_PAYA	1/12/2023	PHILLIPS SUPPLY CO.	160320	RECONCILED	1/31/2023		4,607.98
		BLE							
41507	183279	ACCOUNTS_PAYA	1/12/2023	PRIEST; KATHLEEN	160659	OUTSTANDING			14.25
		BLE							
41449	183280	ACCOUNTS_PAYA	1/12/2023	PRIMEX WIRELESS INC.	801926	RECONCILED	1/31/2023		5,982.00
		BLE							
41422	183281	ACCOUNTS_PAYA	1/12/2023	REITER DAIRY	809091	RECONCILED	1/31/2023		3,011.42
		BLE							
41423	183282	ACCOUNTS_PAYA	1/12/2023	ROBERT REYNOLDS	809929	RECONCILED	1/31/2023		123.38
		BLE							
41424	183283	ACCOUNTS_PAYA	1/12/2023	RUMPKE OF OHIO INC.	804873	RECONCILED	1/31/2023		4,576.83
		BLE							
41516	183284	ACCOUNTS_PAYA	1/12/2023	SAFETY-KLEEN	804198	RECONCILED	1/31/2023		397.99

Start Date: 01/01/2023

End Date: 01/31/2023

LEBANON CITY SCHOOL DISTRICT

Disbursement Summary Report

Reference Number	Check Number	Type	Date	Name	Vendor #	Status	Reconcile Date	Void Date	Amount
41469	183285	BLE ACCOUNTS_PAYA	1/12/2023	SYSTEMS INC. SCHOLASTIC INC.	190290	RECONCILED	1/31/2023		\$ 174.06
41521	183286	BLE ACCOUNTS_PAYA	1/12/2023	SCHOLASTIC TESTING SERVICE INC	190328	RECONCILED	1/31/2023		32.00
41481	183287	BLE ACCOUNTS_PAYA	1/12/2023	SCHOOL HEALTH CORPORATION	190388	RECONCILED	1/31/2023		474.12
41419	183288	BLE ACCOUNTS_PAYA	1/12/2023	SCHOOL NURSE SUPPLY INC.	190415	RECONCILED	1/31/2023		384.76
41504	183289	BLE ACCOUNTS_PAYA	1/12/2023	SCHOOL SPECIALTY LLC	809420	OUTSTANDING			127.33
41474	183290	BLE ACCOUNTS_PAYA	1/12/2023	SILCO FIRE & SECURITY	191013	RECONCILED	1/31/2023		379.70
41477	183291	BLE ACCOUNTS_PAYA	1/12/2023	SINCLAIR COMMUNITY COLLEGE	520791	RECONCILED	1/31/2023		7,238.87
41445	183292	BLE ACCOUNTS_PAYA	1/12/2023	SOUTHERN OHIO PIZZA INC	808724	RECONCILED	1/31/2023		211.86
41418	183293	BLE ACCOUNTS_PAYA	1/12/2023	SOUTHWEST OHIO COUNCIL	808737	RECONCILED	1/31/2023		16,557.31
41460	183294	BLE ACCOUNTS_PAYA	1/12/2023	ST. RITA SCHOOL FOR	191940	RECONCILED	1/31/2023		90,500.00
41447	183295	BLE ACCOUNTS_PAYA	1/12/2023	STAPLES BUSINESS ADVANTAGE	804156	RECONCILED	1/31/2023		1,684.34
41476	183296	BLE ACCOUNTS_PAYA	1/12/2023	STERLING PAPER COMPANY	191837	RECONCILED	1/31/2023		1,996.00
41416	183297	REFUND	1/12/2023	STEVENS, AMY	803551	RECONCILED	1/31/2023		105.00
41463	183298	BLE ACCOUNTS_PAYA	1/12/2023	STIGLER SUPPLY CO.	191859	RECONCILED	1/31/2023		286.63
41485	183299	BLE ACCOUNTS_PAYA	1/12/2023	SUNRISE COOPERATIVE INC.	807482	RECONCILED	1/31/2023		330.01
41432	183300	BLE ACCOUNTS_PAYA	1/12/2023	TERAH BANTA	805886	RECONCILED	1/31/2023		46.18
41493	183301	BLE ACCOUNTS_PAYA	1/12/2023	THE CHILDREN'S HOME OF CINCINNATI OHIO	809940	RECONCILED	1/31/2023		3,645.50
41434	183302	BLE ACCOUNTS_PAYA	1/12/2023	THE CITY OF LEBANON	30840	RECONCILED	1/31/2023		63,335.76
41519	183303	BLE ACCOUNTS_PAYA	1/12/2023	THE LOCKER ROOM	809440	RECONCILED	1/31/2023		616.00
41511	183304	BLE ACCOUNTS_PAYA	1/12/2023	TOWNE PEST CONTROL	200392	RECONCILED	1/31/2023		375.00
41490	183305	BLE ACCOUNTS_PAYA	1/12/2023	TREASURER OF STATE	520037	OUTSTANDING			496.10

Start Date: 01/01/2023

End Date: 01/31/2023

LEBANON CITY SCHOOL DISTRICT

Disbursement Summary Report

Reference Number	Check Number	Type	Date	Name	Vendor #	Status	Reconcile Date	Void Date	Amount
41475	183306	ACCOUNTS_PAYA BLE	1/12/2023	TROPHY AWARDS	200559	RECONCILED	1/31/2023		\$ 80.29
41529	183307	ACCOUNTS_PAYA BLE	1/12/2023	TURPIN; LIBBY	611221	RECONCILED	1/31/2023		116.25
41431	183308	ACCOUNTS_PAYA BLE	1/12/2023	UMALI; ALFREDO	808340	RECONCILED	1/31/2023		16.88
41438	183309	ACCOUNTS_PAYA BLE	1/12/2023	VERIZON WIRELESS	806436	RECONCILED	1/31/2023		1,248.08
41440	183310	ACCOUNTS_PAYA BLE	1/12/2023	VERTICAL SYSTEMS ELEVATOR	220162	RECONCILED	1/31/2023		212.17
41515	183311	ACCOUNTS_PAYA BLE	1/12/2023	W.R. HACKETT, INC.	804035	RECONCILED	1/31/2023		507.70
41420	183312	ACCOUNTS_PAYA BLE	1/12/2023	WARREN COUNTY ESC	230196	RECONCILED	1/31/2023		322,253.48
41534	183313	ACCOUNTS_PAYA BLE	1/12/2023	WARREN COUNTY ESC	901055	RECONCILED	1/31/2023		1,236.00
41505	183314	ACCOUNTS_PAYA BLE	1/12/2023	WHITSEL, KARRIE	803072	OUTSTANDING			28.50
41530	183315	ACCOUNTS_PAYA BLE	1/12/2023	WOMACK, CARISSA	807394	OUTSTANDING			110.88
41486	183316	ACCOUNTS_PAYA BLE	1/12/2023	ZOLNIER; MELANIE	807920	RECONCILED	1/31/2023		278.05
41535	183317	ACCOUNTS_PAYA BLE	1/6/2023	LEBANON CITY SCHOOLS	901040	RECONCILED	1/31/2023		141.62
41539	183318	ACCOUNTS_PAYA BLE	1/5/2023	STATE TEACHERS RETIREMENT SYS	901022	RECONCILED	1/31/2023		13,774.16
41538	183319	ACCOUNTS_PAYA BLE	1/5/2023	LCSD PAYROLL/MEDICA RE	901041	RECONCILED	1/31/2023		22,224.74
41537	183320	PAYROLL	1/5/2023	LEBANON CITY SCHOOL DISTRICT		RECONCILED	1/31/2023		1,633,973.13
41540	183321	ACCOUNTS_PAYA BLE	1/5/2023	SCHOOL EMPLOYEES RETIREMENT	901030	RECONCILED	1/31/2023		2,046.09
41541	183322	ACCOUNTS_PAYA BLE	1/17/2023	LEBANON CITY SCHOOLS	901040	RECONCILED	1/31/2023		1,641.91
41597	183323	ACCOUNTS_PAYA BLE	1/19/2023	ABI DIGITAL SOLUTIONS	810044	RECONCILED	1/31/2023		308.93
41548	183324	ACCOUNTS_PAYA BLE	1/19/2023	Ace Hardware W.C.	802545	OUTSTANDING			35.97
41572	183325	ACCOUNTS_PAYA BLE	1/19/2023	AMAZON CAPITAL SERVICES	808695	RECONCILED	1/31/2023		2,211.93
41609	183326	ACCOUNTS_PAYA BLE	1/19/2023	ARCHBISHOP ALTER HIGH SCHOOL	806134	OUTSTANDING			250.00

Start Date: 01/01/2023

End Date: 01/31/2023

LEBANON CITY SCHOOL DISTRICT

Disbursement Summary Report

Reference Number	Check Number	Type	Date	Name	Vendor #	Status	Reconcile Date	Void Date	Amount
41565	183327	ACCOUNTS_PAYA BLE	1/19/2023	AVID SIGNS PLUS LLC.	809483	OUTSTANDING			\$ 330.00
41601	183328	ACCOUNTS_PAYA BLE	1/19/2023	AWARDS OF EXCELLENCE	804212	OUTSTANDING			378.00
41536	183329	REFUND	1/12/2023	BAKER-NOLAN; JULIE	810030	RECONCILED	1/31/2023		108.75
41600	183330	ACCOUNTS_PAYA BLE	1/19/2023	BEST DRIVE LLC	807700	RECONCILED	1/31/2023		2,355.00
41586	183331	ACCOUNTS_PAYA BLE	1/19/2023	BUTLER CO. ESC	804648	RECONCILED	1/31/2023		5,312.37
41604	183332	ACCOUNTS_PAYA BLE	1/19/2023	CAMPBELL, SANDY	805324	RECONCILED	1/31/2023		3.00
41546	183333	ACCOUNTS_PAYA BLE	1/19/2023	CAPITAL ONE	220900	RECONCILED	1/31/2023		575.99
41606	183334	ACCOUNTS_PAYA BLE	1/19/2023	CHAMBERLIN: PAULA	30470	RECONCILED	1/31/2023		23.44
41585	183335	ACCOUNTS_PAYA BLE	1/19/2023	COCA COLA BOTTLING CO.	807475	RECONCILED	1/31/2023		1,696.18
41580	183336	ACCOUNTS_PAYA BLE	1/19/2023	CORBITT GRAPHICS LLC	809124	RECONCILED	1/31/2023		2,233.10
41560	183337	ACCOUNTS_PAYA BLE	1/19/2023	CUSTOM INK	806500	RECONCILED	1/31/2023		948.78
41568	183338	ACCOUNTS_PAYA BLE	1/19/2023	DECKER EQUIPMENT	802906	RECONCILED	1/31/2023		236.54
41573	183339	ACCOUNTS_PAYA BLE	1/19/2023	DEMCO INC.	40352	RECONCILED	1/31/2023		501.98
41605	183340	ACCOUNTS_PAYA BLE	1/19/2023	DIESEL INJECTION SERVICE CO.	805582	RECONCILED	1/31/2023		262.30
41549	183341	ACCOUNTS_PAYA BLE	1/19/2023	DORN'S BUSINESS SOLUTIONS	40690	RECONCILED	1/31/2023		1,160.39
41547	183342	ACCOUNTS_PAYA BLE	1/19/2023	EQUIPMENT DEPOT	807389	RECONCILED	1/31/2023		471.00
41592	183343	ACCOUNTS_PAYA BLE	1/19/2023	ERVIN EDUCATIONAL CONSULTING	808558	RECONCILED	1/31/2023		3,000.00
41557	183344	ACCOUNTS_PAYA BLE	1/19/2023	Everitt; Chad/Julie	808976	OUTSTANDING			12.00
41594	183345	ACCOUNTS_PAYA BLE	1/19/2023	FLINT; AMY	808116	RECONCILED	1/31/2023		18.75
41562	183346	ACCOUNTS_PAYA BLE	1/19/2023	GORDON FOOD SERVICE	70449	RECONCILED	1/31/2023		20,806.19
41552	183347	ACCOUNTS_PAYA BLE	1/19/2023	HAMILTON COUNTY ESC	80138	RECONCILED	1/31/2023		7,623.44
41582	183348	ACCOUNTS_PAYA BLE	1/19/2023	HARRISON JR HIGH ATHLETICS	810039	OUTSTANDING			275.00
41577	183349	ACCOUNTS_PAYA	1/19/2023	HAUER MUSIC	807434	OUTSTANDING			935.20

Start Date: 01/01/2023

End Date: 01/31/2023

LEBANON CITY SCHOOL DISTRICT

Disbursement Summary Report

Reference Number	Check Number	Type	Date	Name	Vendor #	Status	Reconcile Date	Void Date	Amount
41591	183350	BLE ACCOUNTS_PAYA	1/19/2023	HERSHEY CREAMERY COMPANY	804945	RECONCILED	1/31/2023		\$ 660.17
41571	183351	BLE ACCOUNTS_PAYA	1/19/2023	INTERSTATE BILLING SERVICE INC	805667	RECONCILED	1/31/2023		1,767.29
41553	183352	BLE ACCOUNTS_PAYA	1/19/2023	J.W. PEPPER & SON INC.	802092	RECONCILED	1/31/2023		710.99
41559	183353	BLE ACCOUNTS_PAYA	1/19/2023	KLOSTERMAN BAKING COMPANY	803558	RECONCILED	1/31/2023		718.88
41602	183354	BLE ACCOUNTS_PAYA	1/19/2023	KOI AUTO PARTS	120430	RECONCILED	1/31/2023		107.08
41595	183355	BLE ACCOUNTS_PAYA	1/19/2023	KROGER CO.	110545	RECONCILED	1/31/2023		108.29
41574	183356	BLE ACCOUNTS_PAYA	1/19/2023	LEBANON FORD	30530	RECONCILED	1/31/2023		268.45
41584	183357	BLE ACCOUNTS_PAYA	1/19/2023	LINDSAY GORMAN	810043	RECONCILED	1/31/2023		850.00
41551	183358	BLE ACCOUNTS_PAYA	1/19/2023	LINEHAUL HEAVY DUTY LLC	805272	RECONCILED	1/31/2023		1,908.45
41550	183359	BLE ACCOUNTS_PAYA	1/19/2023	LINKS; LANCE	802457	OUTSTANDING			405.00
41554	183360	BLE ACCOUNTS_PAYA	1/19/2023	LUKE'S SEWING CENTER	810010	OUTSTANDING			1,400.00
41590	183361	BLE ACCOUNTS_PAYA	1/19/2023	MILLS; KAREN	131296	OUTSTANDING			21.50
41589	183362	BLE ACCOUNTS_PAYA	1/19/2023	MJI SOUNDSCAPE DESIGNS	809770	RECONCILED	1/31/2023		200.00
41566	183363	BLE ACCOUNTS_PAYA	1/19/2023	MONTGOMERY COUNTY	131520	OUTSTANDING			25,252.50
41603	183364	BLE ACCOUNTS_PAYA	1/19/2023	NORWOOD HARDWARE & SUPPLY CO.	140470	RECONCILED	1/31/2023		104.00
41608	183365	BLE ACCOUNTS_PAYA	1/19/2023	O'CONNOR; LYDIA	192218	RECONCILED	1/31/2023		585.00
41575	183366	BLE ACCOUNTS_PAYA	1/19/2023	O'REILLY AUTO PARTS	808521	RECONCILED	1/31/2023		334.13
41587	183367	BLE ACCOUNTS_PAYA	1/19/2023	O.A.S.B.O.	150112	OUTSTANDING			520.00
41564	183368	BLE ACCOUNTS_PAYA	1/19/2023	OFFICE DEPOT, INC.	150080	RECONCILED	1/31/2023		36.35
41593	183369	BLE ACCOUNTS_PAYA	1/19/2023	PHILLIPS SUPPLY CO.	160320	RECONCILED	1/31/2023		5,292.92
41579	183370	BLE ACCOUNTS_PAYA	1/19/2023	REITER DAIRY	809091	RECONCILED	1/31/2023		2,177.06
41588	183371	ACCOUNTS_PAYA	1/19/2023	ROTELLO;	804961	OUTSTANDING			21.88

Start Date: 01/01/2023

End Date: 01/31/2023

LEBANON CITY SCHOOL DISTRICT

Disbursement Summary Report

Reference Number	Check Number	Type	Date	Name	Vendor #	Status	Reconcile Date	Void Date	Amount
		BLE		ALISHA					
41578	183372	ACCOUNTS_PAYA	1/19/2023	RUMPKE OF OHIO INC.	804873	RECONCILED	1/31/2023		\$ 388.13
41569	183373	ACCOUNTS_PAYA	1/19/2023	S&S SCHOOL BUS SEATS AND PARTS	809582	OUTSTANDING			9.90
41598	183374	ACCOUNTS_PAYA	1/19/2023	SAUL; KATHLEEN	190185	RECONCILED	1/31/2023		36.97
41596	183375	ACCOUNTS_PAYA	1/19/2023	SIGNARAMA	805420	RECONCILED	1/31/2023		109.20
41561	183376	ACCOUNTS_PAYA	1/19/2023	SOUTHWEST GOLF RANCH	160724	RECONCILED	1/31/2023		2,348.50
41555	183377	ACCOUNTS_PAYA	1/19/2023	SPEAR IT SHOP LLC	809244	RECONCILED	1/31/2023		2,138.00
41576	183378	ACCOUNTS_PAYA	1/19/2023	STERLING PAPER COMPANY	191837	RECONCILED	1/31/2023		1,317.00
41567	183379	ACCOUNTS_PAYA	1/19/2023	SUNRISE COOPERATIVE INC.	807482	RECONCILED	1/31/2023		452.34
41545	183380	REFUND	1/19/2023	SUZZANA R ROWLEY	810045	OUTSTANDING			131.65
41599	183381	ACCOUNTS_PAYA	1/19/2023	THE CITY OF LEBANON	30841	RECONCILED	1/31/2023		11,160.89
41558	183382	ACCOUNTS_PAYA	1/19/2023	TIBBS; PAT	200210	RECONCILED	1/31/2023		66.75
41556	183383	ACCOUNTS_PAYA	1/19/2023	TNT PAPER CRAFT, INC	200376	RECONCILED	1/31/2023		1,118.75
41570	183384	ACCOUNTS_PAYA	1/19/2023	UNIVERSAL ENVIRONMENTAL	808916	RECONCILED	1/31/2023		100.00
41563	183385	ACCOUNTS_PAYA	1/19/2023	W.R. HACKETT, INC.	804035	RECONCILED	1/31/2023		2,853.41
41583	183386	ACCOUNTS_PAYA	1/19/2023	WARREN COUNTY WATER AND SEWER	230597	RECONCILED	1/31/2023		2,096.40
41607	183387	ACCOUNTS_PAYA	1/19/2023	WHITNEY; RHONDA	805975	OUTSTANDING			19.20
41581	183388	ACCOUNTS_PAYA	1/19/2023	WILSON; RONNIE	807842	RECONCILED	1/31/2023		194.99
41610	183389	ACCOUNTS_PAYA	1/21/2023	WARREN COUNTY ESC	901055	RECONCILED	1/31/2023		1,381.03
41611	183390	ACCOUNTS_PAYA	1/21/2023	TUITION	901090	RECONCILED	1/31/2023		23,950.29
41612	183391	ACCOUNTS_PAYA	1/6/2023	LEBANON CITY SCHOOLS	901040	RECONCILED	1/31/2023		60.21
41613	183392	ACCOUNTS_PAYA	1/21/2023	LEBANON CITY SCHOOLS	901040	RECONCILED	1/31/2023		24.23

Start Date: 01/01/2023

End Date: 01/31/2023

LEBANON CITY SCHOOL DISTRICT

Disbursement Summary Report

Reference Number	Check Number	Type	Date	Name	Vendor #	Status	Reconcile Date	Void Date	Amount
41614	183393	ACCOUNTS_PAYA BLE	1/21/2023	LEBANON CITY SCHOOLS	901040	RECONCILED	1/31/2023		\$ 51.47
41615	183394	ACCOUNTS_PAYA BLE	1/21/2023	LEBANON CITY SCHOOLS	901040	RECONCILED	1/31/2023		48.78
41616	183395	ACCOUNTS_PAYA BLE	1/13/2023	LEBANON CITY SCHOOLS	901040	RECONCILED	1/31/2023		53.46
41617	183396	ACCOUNTS_PAYA BLE	1/17/2023	LEBANON CITY SCHOOLS	901040	RECONCILED	1/31/2023		87.94
41618	183397	ACCOUNTS_PAYA BLE	1/18/2023	LEBANON CITY SCHOOLS	901040	RECONCILED	1/31/2023		176.33
41667	183398	ACCOUNTS_PAYA BLE	1/26/2023	AGParts Worldwide	808482	RECONCILED	1/31/2023		140.00
41648	183399	ACCOUNTS_PAYA BLE	1/26/2023	ALCOR SUPPLY COMPANY	809425	RECONCILED	1/31/2023		1,244.85
41624	183400	ACCOUNTS_PAYA BLE	1/26/2023	AMAZON CAPITAL SERVICES	808695	OUTSTANDING			3,750.16
41676	183401	ACCOUNTS_PAYA BLE	1/26/2023	AMY STEVENS	810048	RECONCILED	1/31/2023		850.00
41641	183402	ACCOUNTS_PAYA BLE	1/26/2023	APG OFFICE FURNISHINGS INC.	809219	VOID		1/27/2023	3,045.21
41653	183403	ACCOUNTS_PAYA BLE	1/26/2023	APPLE INC.	10920	OUTSTANDING			299.99
41631	183404	ACCOUNTS_PAYA BLE	1/26/2023	BLICK ART MATERIALS	20520	OUTSTANDING			74.34
41656	183405	ACCOUNTS_PAYA BLE	1/26/2023	BSN SPORTS , LLC	20920	OUTSTANDING			288.38
41673	183406	ACCOUNTS_PAYA BLE	1/26/2023	BULK BOOKSTORE	808620	RECONCILED	1/31/2023		2,568.46
41628	183407	ACCOUNTS_PAYA BLE	1/26/2023	CAPITAL ONE	220900	OUTSTANDING			221.42
41638	183408	ACCOUNTS_PAYA BLE	1/26/2023	CBTS	20563	OUTSTANDING			34.46
41647	183409	ACCOUNTS_PAYA BLE	1/26/2023	CDW GOVERNMENT INC.	30015	OUTSTANDING			241.56
41677	183410	ACCOUNTS_PAYA BLE	1/26/2023	CENTERLINE PRODUCTIONS LLC	810046	OUTSTANDING			1,504.38
41620	183411	ACCOUNTS_PAYA BLE	1/26/2023	CINCINNATI BELL	802604	OUTSTANDING			453.66
41674	183412	ACCOUNTS_PAYA BLE	1/26/2023	CINCINNATI BELL	802718	OUTSTANDING			975.95
41678	183413	ACCOUNTS_PAYA BLE	1/26/2023	CINCINNATI BELL	20566	OUTSTANDING			457.62
41623	183414	ACCOUNTS_PAYA BLE	1/26/2023	COCA COLA BOTTLING CO.	807475	RECONCILED	1/31/2023		404.66

Start Date: 01/01/2023

End Date: 01/31/2023

LEBANON CITY SCHOOL DISTRICT

Disbursement Summary Report

Reference Number	Check Number	Type	Date	Name	Vendor #	Status	Reconcile Date	Void Date	Amount
41625	183415	ACCOUNTS_PAYA BLE	1/26/2023	COLONIAL OIL INDUSTRIES, INC.	809583	OUTSTANDING			\$ 29,978.10
41630	183416	ACCOUNTS_PAYA BLE	1/26/2023	CORPORATION FOR FINDLAY MARKET	809437	OUTSTANDING			157.50
41652	183417	ACCOUNTS_PAYA BLE	1/26/2023	DEBRA-KUEMPEL	808405	OUTSTANDING			6,404.46
41665	183418	ACCOUNTS_PAYA BLE	1/26/2023	DELL MARKETING L.P.	40323	RECONCILED	1/31/2023		152.93
41646	183419	ACCOUNTS_PAYA BLE	1/26/2023	DISKEY ARCHITECTURAL SIGNAGE INC	810040	RECONCILED	1/31/2023		335.00
41658	183420	ACCOUNTS_PAYA BLE	1/26/2023	DORN'S BUSINESS SOLUTIONS	40690	RECONCILED	1/31/2023		158.74
41668	183421	ACCOUNTS_PAYA BLE	1/26/2023	EDUCATIONAL SERVICE CENTER	804135	OUTSTANDING			100.00
41635	183422	ACCOUNTS_PAYA BLE	1/26/2023	FLINN SCIENTIFIC, INC.	60300	RECONCILED	1/31/2023		45.00
41622	183423	ACCOUNTS_PAYA BLE	1/26/2023	GORDON FOOD SERVICE	70449	OUTSTANDING			17,321.60
41661	183424	ACCOUNTS_PAYA BLE	1/26/2023	GRAINGER	804685	OUTSTANDING			50.05
41634	183425	ACCOUNTS_PAYA BLE	1/26/2023	HOME DEPOT CREDIT SERVICES	80907	OUTSTANDING			4,972.87
41670	183426	ACCOUNTS_PAYA BLE	1/26/2023	J.W. PEPPER & SON INC.	802092	RECONCILED	1/31/2023		45.99
41645	183427	ACCOUNTS_PAYA BLE	1/26/2023	KLOSTERMAN BAKING COMPANY	803558	RECONCILED	1/31/2023		948.65
41639	183428	ACCOUNTS_PAYA BLE	1/26/2023	KOCH SPORTING GOODS	110441	OUTSTANDING			1,085.00
41672	183429	ACCOUNTS_PAYA BLE	1/26/2023	KROGER CO.	110545	RECONCILED	1/31/2023		196.50
41643	183430	ACCOUNTS_PAYA BLE	1/26/2023	Lebanon's Christmas for Tots	804458	OUTSTANDING			570.00
41657	183431	ACCOUNTS_PAYA BLE	1/26/2023	LHS AFTER-PROM COMMITTEE	802013	OUTSTANDING			419.00
41637	183432	ACCOUNTS_PAYA BLE	1/26/2023	LUKE; MIKE	809992	OUTSTANDING			255.98
41671	183433	ACCOUNTS_PAYA BLE	1/26/2023	MCCUTCHEON MUSIC	520525	OUTSTANDING			2,250.00
41619	183434	ACCOUNTS_PAYA BLE	1/26/2023	MIAMI COUNTY ESC	807526	OUTSTANDING			297.00
41632	183435	ACCOUNTS_PAYA BLE	1/26/2023	MINUTEMAN PRESS	131320	OUTSTANDING			253.99

Start Date: 01/01/2023

End Date: 01/31/2023

LEBANON CITY SCHOOL DISTRICT

Disbursement Summary Report

Reference Number	Check Number	Type	Date	Name	Vendor #	Status	Reconcile Date	Void Date	Amount
41662	183436	ACCOUNTS_PAYA BLE	1/26/2023	MITCHELL'S PLUMBING INC.	805532	OUTSTANDING			\$ 568.50
41679	183437	ACCOUNTS_PAYA BLE	1/26/2023	NATIONWIDE HOTEL AND	810050	OUTSTANDING			143.00
41680	183438	ACCOUNTS_PAYA BLE	1/26/2023	NATIONWIDE HOTEL AND	810050	OUTSTANDING			143.00
41669	183439	ACCOUNTS_PAYA BLE	1/26/2023	NEARPOD INC	807559	RECONCILED	1/31/2023		3,215.00
41654	183440	ACCOUNTS_PAYA BLE	1/26/2023	NEIGHBORHOOD BRIDGES	809623	OUTSTANDING			555.05
41675	183441	ACCOUNTS_PAYA BLE	1/26/2023	OHIO NEWSPAPERS INC.	809233	RECONCILED	1/31/2023		97.92
41626	183442	ACCOUNTS_PAYA BLE	1/26/2023	OHSPRA - OHIO SCHOOL	809777	OUTSTANDING			150.00
41644	183443	ACCOUNTS_PAYA BLE	1/26/2023	OSBA	610088	OUTSTANDING			2,100.00
41649	183444	ACCOUNTS_PAYA BLE	1/26/2023	PHILLIPS SUPPLY CO.	160320	RECONCILED	1/31/2023		4,712.13
41664	183445	ACCOUNTS_PAYA BLE	1/26/2023	PROCESS CONSTRUCTION, INC.	806004	RECONCILED	1/31/2023		540.00
41666	183446	ACCOUNTS_PAYA BLE	1/26/2023	QBS LLC	808908	OUTSTANDING			600.00
41621	183447	ACCOUNTS_PAYA BLE	1/26/2023	REITER DAIRY	809091	OUTSTANDING			1,860.45
41650	183448	ACCOUNTS_PAYA BLE	1/26/2023	SCANTRON CORPORATION	140041	OUTSTANDING			165.50
41642	183449	ACCOUNTS_PAYA BLE	1/26/2023	SCHNEIDER; JUSTIN	802944	OUTSTANDING			35.37
41636	183450	ACCOUNTS_PAYA BLE	1/26/2023	SILCO FIRE & SECURITY	191013	OUTSTANDING			1,787.00
41659	183451	ACCOUNTS_PAYA BLE	1/26/2023	SUMMIT PROFESSIONAL EDUCATION	803299	OUTSTANDING			1,199.92
41633	183452	ACCOUNTS_PAYA BLE	1/26/2023	SUNRISE COOPERATIVE INC.	807482	RECONCILED	1/31/2023		765.79
41660	183453	ACCOUNTS_PAYA BLE	1/26/2023	THE OHIO STATE UNIVERSITY	802721	OUTSTANDING			100.00
41655	183454	ACCOUNTS_PAYA BLE	1/26/2023	TOWNE PEST CONTROL	200392	OUTSTANDING			375.00
41627	183455	ACCOUNTS_PAYA BLE	1/26/2023	W.R. HACKETT, INC.	804035	OUTSTANDING			3,641.49
41629	183456	ACCOUNTS_PAYA BLE	1/26/2023	WARREN COUNTY ESC	230196	RECONCILED	1/31/2023		15,263.06
41640	183457	ACCOUNTS_PAYA BLE	1/26/2023	WENGER CORPORATION	230440	RECONCILED	1/31/2023		5,494.97

Start Date: 01/01/2023

End Date: 01/31/2023

LEBANON CITY SCHOOL DISTRICT

Disbursement Summary Report

Reference Number	Check Number	Type	Date	Name	Vendor #	Status	Reconcile Date	Void Date	Amount
41663	183458	ACCOUNTS_PAYA BLE	1/26/2023	WILSON; BRYAN P	560285	OUTSTANDING			\$ 200.00
41681	183459	ACCOUNTS_PAYA BLE	1/19/2023	LEBANON CITY SCHOOLS	901040	RECONCILED	1/31/2023		32.94
41682	183460	ACCOUNTS_PAYA BLE	1/20/2023	LEBANON CITY SCHOOLS	901040	RECONCILED	1/31/2023		48.85
41683	183461	ACCOUNTS_PAYA BLE	1/20/2023	TUITION	901090	RECONCILED	1/31/2023		24,028.15
41684	183462	ACCOUNTS_PAYA BLE	1/20/2023	WARREN COUNTY ESC	901055	RECONCILED	1/31/2023		1,381.04
41685	183463	ACCOUNTS_PAYA BLE	1/30/2023	IXL LEARNING INC	808568	OUTSTANDING			2,945.00
41686	183464	ACCOUNTS_PAYA BLE	1/23/2023	LEBANON CITY SCHOOLS	901040	RECONCILED	1/31/2023		95.97
41687	183465	ACCOUNTS_PAYA BLE	1/30/2023	LEBANON CITY SCHOOLS	901040	RECONCILED	1/31/2023		245.26
41688	183466	ACCOUNTS_PAYA BLE	1/30/2023	LEBANON CITY SCHOOLS	901040	RECONCILED	1/31/2023		27.28
41689	183467	ACCOUNTS_PAYA BLE	1/30/2023	LEBANON CITY SCHOOLS	901040	RECONCILED	1/31/2023		19.70
41690	183468	ACCOUNTS_PAYA BLE	1/30/2023	LEBANON CITY SCHOOLS	901040	RECONCILED	1/31/2023		17.93
41692	183469	ACCOUNTS_PAYA BLE	1/20/2023	STATE TEACHERS RETIREMENT SYS	901022	RECONCILED	1/31/2023		169,178.00
41691	183470	ACCOUNTS_PAYA BLE	1/20/2023	STATE TEACHERS RETIREMENT SYS	901022	RECONCILED	1/31/2023		169,178.00
41694	183471	ACCOUNTS_PAYA BLE	1/20/2023	SCHOOL EMPLOYEES RETIREMENT	901030	RECONCILED	1/31/2023		61,167.00
41693	183472	ACCOUNTS_PAYA BLE	1/20/2023	SCHOOL EMPLOYEES RETIREMENT	901030	RECONCILED	1/31/2023		61,167.00
41544	183473	PAYROLL	1/20/2023	LEBANON CITY SCHOOL DISTRICT		RECONCILED	1/31/2023		1,593,400.71
41696	183474	ACCOUNTS_PAYA BLE	1/20/2023	STATE TEACHERS RETIREMENT SYS	901022	RECONCILED	1/31/2023		14,089.36
41697	183475	ACCOUNTS_PAYA BLE	1/20/2023	SCHOOL EMPLOYEES RETIREMENT	901030	RECONCILED	1/31/2023		2,046.09
41695	183476	ACCOUNTS_PAYA BLE	1/20/2023	LCSD PAYROLL/MEDICA RE	901041	RECONCILED	1/31/2023		21,677.52
41698	183477	ACCOUNTS_PAYA BLE	1/9/2023	LEBANON CITY SCHOOLS	901040	RECONCILED	1/31/2023		114,750.00
41699	183478	ACCOUNTS_PAYA BLE	1/19/2023	Reserve Account	900003	RECONCILED	1/31/2023		3,000.00
41701	183479	ACCOUNTS_PAYA	1/31/2023	SWOOSH	900005	RECONCILED	1/31/2023		708,844.80

LEBANON CITY SCHOOL DISTRICT

Disbursement Summary Report

Reference Number	Check Number	Type	Date	Name	Vendor #	Status	Reconcile Date	Void Date	Amount
		BLE		Insurance Consortium					
41702	183480	ACCOUNTS_PAYA	1/31/2023	METLIFE	900008	RECONCILED	1/31/2023		\$ 36,283.75
		BLE							
41700	183481	ACCOUNTS_PAYA	1/31/2023	RELIASTAR LIFE	905715	RECONCILED	1/31/2023		2,227.91
		BLE		INSURANCE CO.					
41703	183482	ACCOUNTS_PAYA	1/31/2023	LEBANON CITY	901040	OUTSTANDING			78.46
		BLE		SCHOOLS					
41704	183483	ACCOUNTS_PAYA	1/31/2023	LEBANON CITY	901040	OUTSTANDING			82.56
		BLE		SCHOOLS					
41705	183484	ACCOUNTS_PAYA	1/31/2023	LEBANON	901035	RECONCILED	1/31/2023		370.76
		BLE		CITIZENS					
41728	183485	ACCOUNTS_PAYA	1/26/2023	LEBANON CITY	901040	RECONCILED	1/31/2023		10.79
		BLE		SCHOOLS					
41729	183486	ACCOUNTS_PAYA	1/26/2023	LEBANON CITY	901040	RECONCILED	1/31/2023		102.50
		BLE		SCHOOLS					
41858	183598	ACCOUNTS_PAYA	1/31/2023	Robert W. Baird	901021	RECONCILED	1/31/2023		277.53
		BLE		and Co.					
Grand Total									\$ 5,689,374.84

**Lebanon City School District
Bank Reconciliation
January 31, 2023**

BANK ACCOUNTS

LCNB - OPERATING ACCOUNT	\$4,533,176.41
CHANGE FUNDS	\$60.00
ARBITER PAY START UP DEPOSIT	\$50,541.00

INVESTMENT ACCOUNTS

STAR OHIO - GENERAL (33648)	\$3,875,983.48
STAR OHIO - BOND RETIREMENT (33540)	\$134,630.93
STAR OHIO - CAPITAL PROJECTS (34814)	\$525,166.85
STAR OHIO - EXPENDABLE TRUST SCHOLARSHIPS (68988)	\$16,487.95
STAR OHIO - NONEXPENDABLE TRUST SCHOLARSHIPS (68979)	\$14,957.95
RED TREE INVESTMENT FUND	\$2,287,290.04
HUNTINGTON MONEY MARKET - 1041007845	\$4,372,251.45
HUNTINGTON MONEY MARKET - 1041010751	\$100,430.11
HUNTINGTON - 0242	\$1,119,076.16
HUNTINGTON - MONEY MARKET LOUISA JUREY WRIGHT (HCS021671) (NetXInvestor)	\$22,510.32
HUNTINGTON - MONEY MARKET GENERAL ACCOUNT (HCS021663) (NetXInvestor)	\$20,682.07
HUNTINGTON - HCS 020095 (NetXInvestor)	\$680.28
HUNTINGTON - HCS 020103 (NetXInvestor)	\$17,684,882.19

TOTAL \$34,758,807.19

OUTSTANDING CHECKS

O/S CHECKS - LCNB OPERATING	(\$168,783.82)
-----------------------------	----------------

BANK ADJUSTMENTS

LCNB PAYROLL BANK ACCT - INTEREST TO BE TRANSFERRED TO OPERATING ACCT	2.94
---	------

DEPOSITS IN TRANSIT

Account Analysis Charge from Payroll (January)	(\$61.00)
--	-----------

ADJUSTED BANK BALANCE \$34,589,965.31

BOOK BALANCE / ADJUSTMENTS

BOOK BALANCE 34,610,299.32 \$0.00

Returned Duplicate Check #180838	(\$26,327.25)
Returned Duplicate Check #180705	(\$13.98)
Returned Duplicate Check #180873	(\$4,117.00)
Returned Duplicate Check #180720	(\$132.21)
Check deposited before stop payment #182170 (voided in system)	(\$52.70)
Refund of deduction check from Payroll; needs transferred back to OP	(\$345.16)
Transferred to Payroll - manual check for W-2 correction	(\$18.20)
Food Service receipts	\$10,672.49

ADJUSTED BOOK BALANCE \$34,589,965.31

TIES TO FUND BALANCE ON CASH SUMMARY REPORT

Reviewed By: Karen Ervin Date: 2/10/23

Lebanon City School District
Payroll Reconciliation
January 31, 2023

LCNB Payroll Account - Current Balance	46,582.20
Outstanding Checks	
O/S Checks - LCNB Payroll	(47,229.94)
Deposits in Transit	
Transfer from Operating Account to Cover Account Analysis Charge (December)	61.00
Adjusted Bank Balance	(586.74)
Adjustments	
Interest for December	(2.94)
Refund of SERS for Nicholas Hummel (Processed in June, paid to SERS in July)	590.08
Life Insurance (Dec) (transferred more than what was paid)	(0.40)
Adjusted Balance	<u>(0.00)</u>

Reconciliation Reviewed By: Karen Ervin

Lebanon City School District
Investment Report
For the Month Ending December 31, 2022

Type	Issuer	Cost	Coupon Rate	Maturity Date	Purchase Date	Yield to Maturity	Days to Maturity	Market Value
FHLB Note (3130APXH3)	Red Tree Investments	135,000.00	0.80%	11/27/2023	11/29/2021	2.00%	331	130,138.28
FHLM Note (3137EAF2)	Red Tree Investments	99,868.00	0.25%	12/4/2023	3/5/2021	0.30%	338	95,859.39
FHLM Note (3130ATBL0)	Red Tree Investments	59,959.74	3.63%	12/8/2023	9/8/2022	3.68%	342	59,219.27
FHLB Note (3130ALSG0)	Red Tree Investments	64,909.65	0.25%	3/8/2024	5/24/2021	0.30%	433	61,665.04
FHLB Note (313ATUQ8)	Red Tree Investments	99,856.00	4.88%	3/8/2024	12/28/2022	1.13%	433	99,856.00
FHLB Note (3130APH65)	Red Tree Investments	105,000.00	0.61%	10/25/2024	10/25/2021	0.61%	664	97,375.62
FHLB Note (3130APQ81)	Red Tree Investments	100,000.00	1.00%	11/8/2024	11/8/2021	2.89%	678	93,496.03
FHLM Note (3134GWZV1)	Red Tree Investments	95,000.00	0.65%	10/22/2025	10/23/2020	0.65%	1,026	85,342.14
FHLB Note (3130ALKB9)	Red Tree Investments	90,000.00	0.75%	3/17/2026	3/17/2021	1.09%	1,172	81,282.63
US Treasury Note (91282CAW1)	Red Tree Investments	129,258.59	0.25%	11/15/2023	11/15/2021	1.95%	319	125,003.06
US Treasury Note (91282CBE0)	Red Tree Investments	158,562.50	0.13%	1/15/2024	10/25/2021	0.53%	380	152,593.76
US Treasury Note (9128283P3)	Red Tree Investments	78,968.75	2.25%	12/31/2024	4/21/2022	2.75%	731	76,712.48
Certificate of Deposit (856285TF8)	Red Tree Investments	247,132.00	1.60%	4/29/2025	4/29/2020	4.80%	850	231,753.27
US Government Agency (313384HN2)	Red Tree Investments	195,278.11	4.48%	6/30/2023	12/30/2022	4.78%	181	195,583.23
Commerical Paper (89119BND4)	Red Tree Investments	98,524.28	0.00%	1/13/2023	4/25/2022	0.17%	13	99,832.30
Commerical Paper (85324UPN7)	Red Tree Investments	107,993.05	0.00%	2/22/2023	5/31/2022	2.51%	53	109,282.36
Commerical Paper (13608BQD9)	Red Tree Investments	107,310.50	0.00%	3/13/2023	6/16/2022	3.34%	72	109,028.59
Commerical Paper (62479MQL0)	Red Tree Investments	107,431.62	0.00%	3/20/2023	6/27/2022	3.24%	79	108,901.43
Commerical Paper (63873KRQ2)	Red Tree Investments	107,082.10	0.00%	4/24/2023	7/29/2022	3.65%	114	108,337.13
Money Market (USBMMF)	Red Tree Investments	68,338.70	0.01%	12/31/2022	12/30/2022	2.83%	-	96,463.81
Money Market	Star Ohio General Fund	3,797,778.13	0.15%	12/31/2022	12/30/2022	0.15%	-	3,861,036.48
Money Market	Star Ohio Bond Retirement	131,914.50	0.15%	12/31/2022	12/30/2022	0.15%	-	134,111.75
Money Market	Star Ohio Capital Projects	514,570.63	0.15%	12/31/2022	12/30/2022	0.15%	-	523,141.64
Money Market	Star Ohio Dominos Scholarship	8,318.59	0.15%	12/31/2022	12/30/2022	0.15%	-	8,457.17
Money Market	Star Ohio Expendable Trust Scholarships	16,155.26	0.15%	12/31/2022	12/30/2022	0.15%	-	16,424.37
Money Market	Star Ohio Nonexpendable Trust Scholarships	14,656.14	0.15%	12/31/2022	12/30/2022	0.15%	-	14,900.27
Money Market	Star Ohio Audrey Aileen Kite Scholarship	142,747.00	0.15%	12/31/2022	12/30/2022	0.15%	-	145,124.68
MMAX (1041010751)	Huntington National Bank	99,439.02	0.02%	12/31/2022	12/30/2022	0.02%	-	100,200.34
MMAX (1041007845)	Huntington National Bank	4,329,104.09	0.02%	12/31/2022	12/30/2022	0.02%	-	4,362,248.16
Money Market (HCS-020103)	Huntington National Bank	331,308.06	0.03%	12/31/2022	12/30/2022	0.03%	-	68,913.43
Commercial Paper	Huntington National Bank	10,506,360.14	0.00%	various	various	0.00%	-	10,889,363.84
Certificates of Deposit	Huntington National Bank	1,750,000.00	various	various	various	various	-	1,689,117.50
FHLB Bond (3130ALRR7)	Huntington National Bank	1,000,000.00	1.00%	1/15/2026	10/28/2021	1.00%	1,111	901,660.00
FHLB Consolidated Bond (3130APHG3)	Huntington National Bank	998,846.85	0.61%	9/26/2024	10/26/2021	0.61%	635	930,010.00
FHLB Consolidated Bond (3130APJZ9)	Huntington National Bank	1,000,000.00	1.20%	10/28/2026	10/28/2021	1.20%	1,397	887,720.00
FHLB Consolidated Bond (3130APKH7)	Huntington National Bank	1,000,000.00	0.70%	10/28/2024	10/28/2021	0.70%	667	928,670.00

Lebanon City School District
Interest Income for Month Ending January 31, 2023

Fund Name	Fund Number	Fund Balance	% of Total	Interest to be	
			Fund Balance	Allocated	Interest to Post
General Fund	001	\$ 25,852,650.96	93.63%	\$ 19,031.87	\$ 17,819.39
Lebanon Athletics Facilities PI	003-9008	\$ 274,853.27	1.00%	\$ 19,031.87	\$ 189.45
Construction Fund	004-9000	\$ 44,941.62	0.16%	\$ 19,031.87	\$ 30.98
Food Service Fund	006	\$ 593,896.26	2.15%	\$ 19,031.87	\$ 409.35
Classroom Facilities Maint. Fund	034-0000	\$ 581,822.03	2.11%	\$ 19,031.87	\$ 401.03
St. Francis Fund	401-9023	\$ 42,799.29	0.16%	\$ 19,031.87	\$ 29.50
LUMK Fund	401-9123	\$ 4,041.52	0.01%	\$ 19,031.87	\$ 2.79
Lebanon Christian Fund	401-9223	\$ 116,544.04	0.42%	\$ 19,031.87	\$ 80.33
		<u>\$ 27,611,723.22</u>	<u>99.64%</u>		<u>\$ 18,962.82</u>
Classroom Facilities LFI Share	004-9003	\$ -	0.00%	\$ 70,973.99	\$ -
Classroom Facilities Fund State Share	010-9900	\$ -	0.00%	\$ 70,973.99	\$ -
Classroom Facilities Fund Local Share	010-9901	\$ 773,119.16	100.00%	\$ 70,973.99	\$ 70,973.99
		<u>\$ 773,119.16</u>	<u>100.00%</u>		<u>\$ 70,973.99</u>
<u>Expendable Trust Accounts</u>					
Administration Scholarship	007-9003	\$ 1,070.55	4.81%	\$ 63.58	\$ 3.06
Dennis Jeffery Scholarship	007-9006	\$ 456.96	2.05%	\$ 63.58	\$ 1.31
Audrey Aileen Kite Scholarship	007-9007	\$ 139,622.03	627.28%		\$ 470.38
Jarod Bennett Scholarship	007-9009	\$ 513.24	2.31%	\$ 63.58	\$ 1.47
Donald L. Palmer Scholarship	007-9013	\$ 7,982.28	35.86%	\$ 63.58	\$ 22.80
Diversity/Achievement Scholarship	007-9017	\$ 115.90	0.52%	\$ 63.58	\$ 0.33
Gloria Taylor Memorial Scholarship	007-9019	\$ 11,915.16	53.53%	\$ 63.58	\$ 34.03
Dominos/Satchell Scholarship	007-9101	\$ 7,927.98	35.62%		\$ 27.41
Molly McCool Scholarship	007-9100	\$ 204.40	0.92%	\$ 63.58	\$ 0.58
		<u>\$ 22,258.49</u>	<u>762.89%</u>		<u>\$ 561.37</u>
<u>Non-Expendable Trust Accounts</u>					
Michael Rourke Scholarship	008-9001	\$ 3,398.89	32.04%	\$ 57.68	\$ 18.48
Louisa Wright Scholarship	008-0000	\$ 15,261.07	143.85%		\$ 72.44
Peoples Friends of Academics	008-9002	\$ 100,174.23	0.36%	\$ 19,031.87	\$ 69.05
Ron Lefebber Scholarship	008-9004	\$ 7,209.82	67.96%	\$ 57.68	\$ 39.20
		<u>\$ 10,608.71</u>	<u>244.22%</u>		<u>\$ 199.17</u>
Bond Retirement Fund	002	\$ 7,577,950.29			\$ 519.18
PI Fund	003-9099	\$ 1,483,265.43			\$ 2,025.21
		<u>\$ 37,478,925.30</u>			<u>\$ 2,544.39</u>
Grand Total Interest					<u>\$ 93,241.74</u>